

CANTONI
MOTOR



GENERAL PURPOSE
Energy Efficient
INDUCTION MOTORS
series 3SIE

IE3



PRODUCT CATALOGUE

Comply with the new efficiency classes
for low-voltage three-phase motors
IEC 60034-30 standard and EU Regulation 640/2009

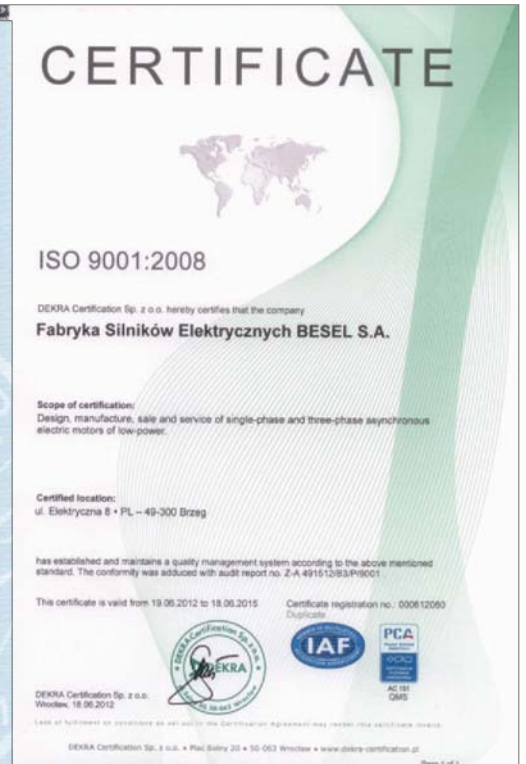
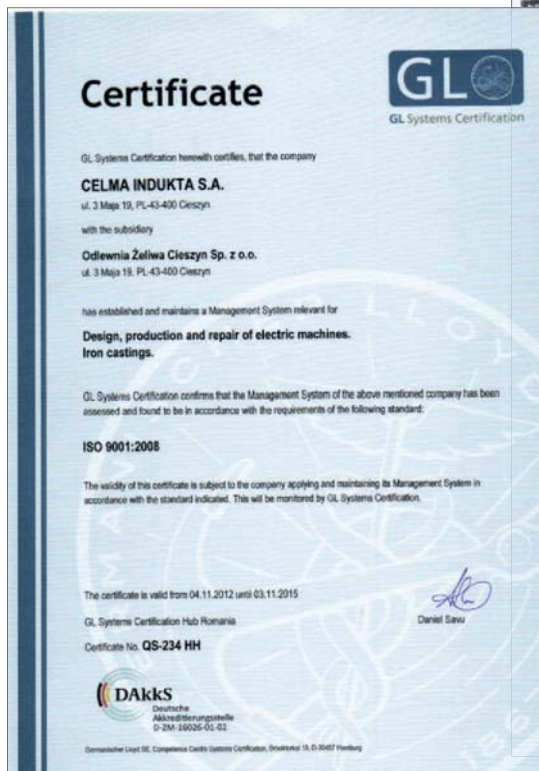
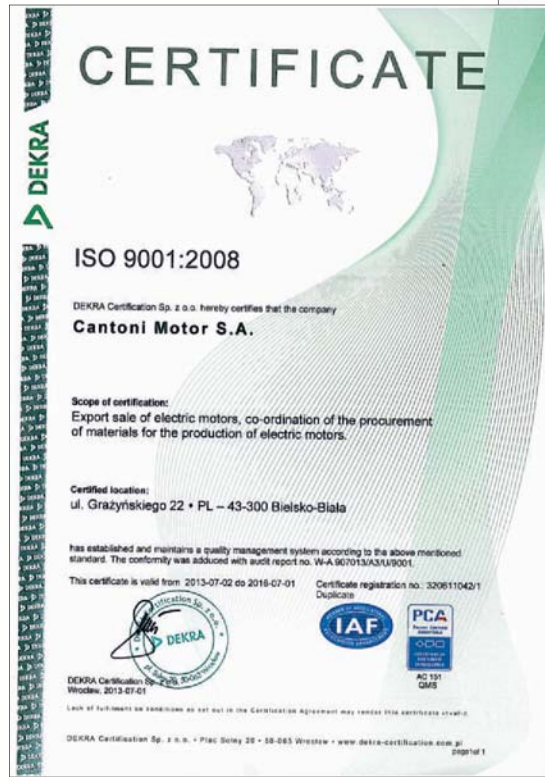
Certificates

Cantoni Motor SA
ISO 9001
KEMA
Since September 30, 1999
Number 99515

Besel SA
ISO 9001
Since July 21, 1995

CELMA INDUKTA SA
ISO 9001
Germanisher Lloyd
Since June 16, 1995
Number QS-234 HH
ISO 14001
Germanisher Lloyd
Since November 15, 1999
Number EM-1835 HH

Emit SA
ISO 9001:2008
ISO 14001:2004
PN-N-18001:2004
Polski Rejestr Statków
Since January 23, 2012
Number NC-34



Cantoni[®] GROUP

Cantoni Motor S.A.
3 Maja 28
43-400 Cieszyn, Poland
tel.: +48 33 813 87 00
fax: +48 33 813 87 01
motor@cantonigroup.com
www.cantonimotor.com

since 1950



since 1920
since 1878



since 1921



since 1954



Contents

General information

pages 5-13

Introduction to (2,3)SIE motors

Efficiency of motors

Ratings-tolerances

Standards

Insulation classification

Terminal box

Vibration and noise level

Degree of protection

Mounting arrangements

Bearings

Permissible loads on the shaft end

Housing, endshields

Description of the customised executions

Ordering information

Technical data

pages 14-15

Dimensional drawings

pages 16-21

List of motor parts

pages 22-24

Production program

pages 25-26

New efficiency classes for the low-voltage three-phase motors (IE = International Efficiency).

Along with the international discussion on energy efficiency a worldwide harmonized energy efficiency classification system has been established for low-voltage three-phase asynchronous motors.

For many years low-voltage three-phase motors in the European Union have been sold in three efficiency classes EFF3, EFF2 and EFF1. Aside from this, many different efficiency classification systems have been introduced and well-proven in many countries all over the world.

This was the reason for the International Electrotechnical Commission IEC to develop and publish an energy efficiency standard which replaces all previous national issues. In parallel IEC developed and issued a new standard for determining motor efficiency. The new standard IEC 60034-30 defines and harmonizes worldwide the efficiency classes IE1, IE2 and IE3 for low-voltage three-phase motors in the power range from 0.75 kW to 375 kW (2p=2, 4, 6):

- IE1 = Standard Efficiency**
- IE2 = High Efficiency**
- IE3 = Premium Efficiency**

From now motors can be offered and sold with the new classes IE1, IE2 and IE3. In that case the efficiency has to be determined according to the new requirements given in the IEC 60034-2-1 standard.

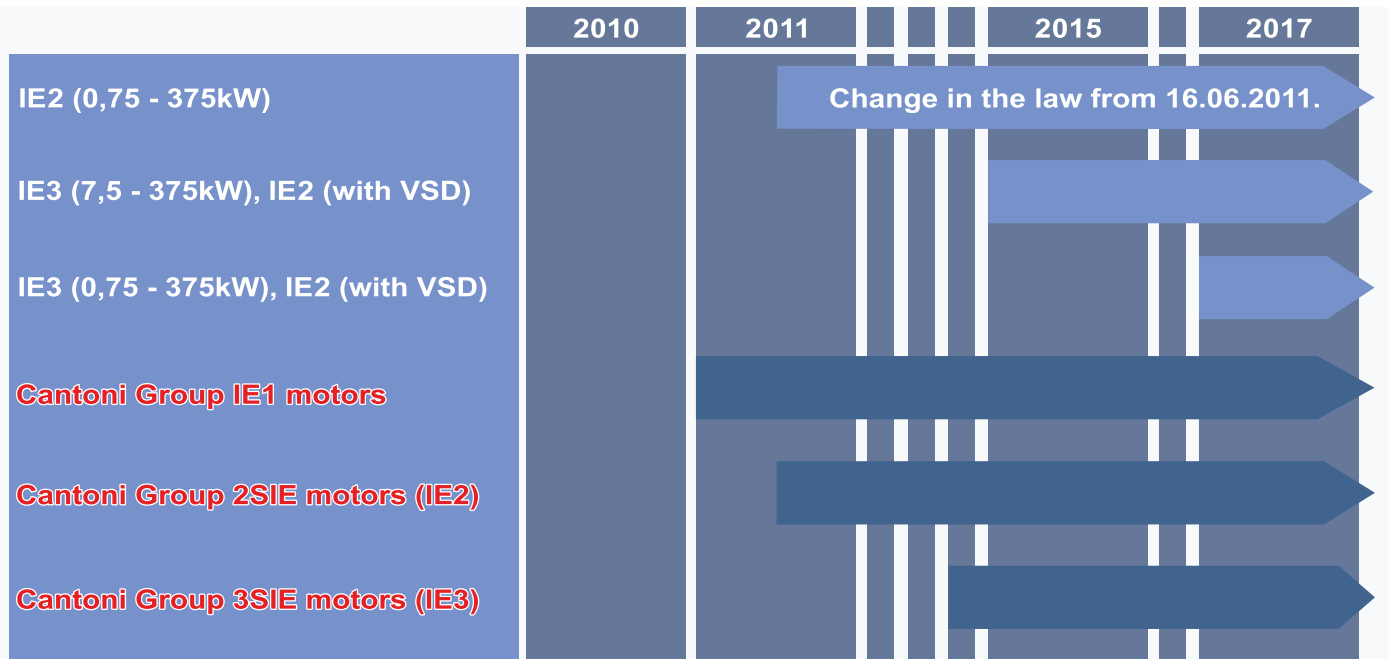
According to the Commission Regulation (EC) No 640/2009 (introduced in July 2009) the required efficiency class of general-purpose motors (introduced to the market in future) will be as follows:

From 16 June 2011, motors placed for the first-time on the market shall have a minimum efficiency class of IE2.

From 1 January 2015: motors with a rated output between 7.5 - 375 kW shall have a minimum efficiency class of IE3, or IE2 if they are operated/equipped with electronic speed control (VSD).

From 1 January 2017: motors with a rated output between 0.75 - 375 kW shall have a minimum efficiency class of IE3, or IE2 if they are operated/equipped with electronic speed control (VSD).

Electronic speed control is carried out using a frequency converter (VSD) that adjusts the speed of the motor - and therefore the torque produced - based on the energy needed.



Cantoni Group has offered energy efficiency motors for several years. Our motors of SEE series fulfil EFF1 standards according to CEMEP.

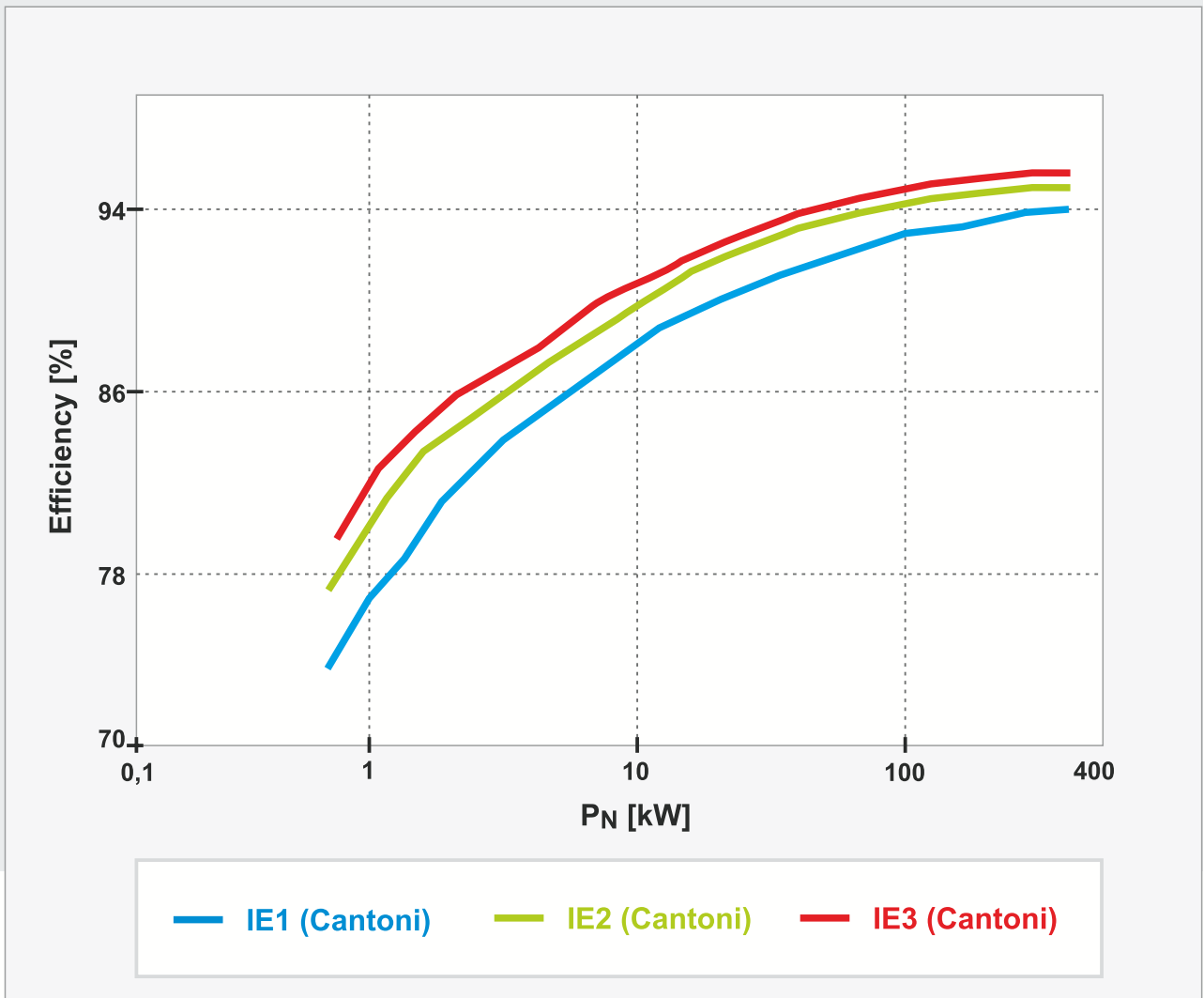
We carry out intensive research and measurement of the motors according to the new standards IEC 60034-30 and IEC 60034-2-1.

EFFICIENCY OF MOTORS

Cantoni Motor has in offer general purpose standard efficiency motors of (2)Sg (Sh) series which fulfil IE1 class requirements according to the IEC 60034-30 standard and also 2SIE motors which belong to the efficiency class IE2 (High Efficiency).

The present catalogue describes only the electric motors which belong to the efficiency class IE3 (Premium Efficiency).

New motors in frame sizes 80 – 355 will be launched on end of 2014 year. They are optimized for 400 V, 50 Hz. These IE3 motors have the same output power / frame size ratio as the IE2 versions and most are the same length.



The efficiency class system specified under IEC 60034-30 is valid for low voltage three phase squirrel cage induction motors with the following specifications:

- Rated voltage up to 1000 V
- Rated output between 0.75 kW and 375 kW
- Either 2, 4 or 6 poles
- Rated on the basis of continuous duty (S1) or intermittent periodic duty (S3) with cyclic duration factor of 80% or higher
- Capable of operating direct on-line
- Rated for operating conditions in accordance with IEC 60034-1 (temperature, installation altitude, etc.)

Motors with flanges, feet and/or shafts with mechanical dimensions different from IEC 60072-1 are also covered by this standard.

RATINGS - TOLERANCES

Permissible deviations between real values and catalogue values according to the IEC 60034-1:

| | |
|---|---|
| Power factor $\cos \varphi$ | $\Delta \cos \varphi = -1/6 (1 - \cos \varphi_N)$ |
| Efficiency η | $\Delta \eta = -15\% (100 - \eta_N)$ for $P_N \leq 150 \text{ kW}$ $\Delta \eta = -10\% (100 - \eta_N)$ for $P_N > 150 \text{ kW}$ |
| Speed n | $\Delta n = \pm 20\% (n_s - n_N)$ for $P_N \geq 1 \text{ kW}$ $\Delta n = \pm 30\% (n_s - n_N)$ for $P_N < 1 \text{ kW}$ |
| Locked rotor current I_L/I_N | $\Delta(I_L/I_N) = +20\% (I_L/I_N)$ |
| Locked rotor torque T_L/T_N | $\min (T_L/T_N) = -15\% (T_L/T_N)$ $\max (T_L/T_N) = +25\% (T_L/T_N)$ |
| Breakdown torque T_B/T_N | $\Delta(T_B/T_N) = -10\% (T_B/T_N)$ |
| Moment of inertia J [kgm ²] | $\Delta J = \pm 10\% J$ |
| Sound pressure level L_{pA} [dB] | $\Delta L_{pA} = +3 \text{ dB /A}$ |

STANDARDS

The electric motors are manufactured according to the international standards:

| | |
|---|---------------|
| Rating and performance | IEC 60034-1 |
| Methods for determining losses and efficiency | IEC 60034-2-1 |
| Classification of degrees of protection | IEC 60034-5 |
| Methods of cooling | IEC 60034-6 |
| Symbols of construction and mounting arrangements | IEC 60034-7 |
| Terminal markings and direction of rotation | IEC 60034-8 |
| Noise limits | IEC 60034-9 |
| Dimensions and output of electric machines | IEC 60072-1 |
| Vibration limits | IEC 60034-14 |

New IEC standards regarding efficiency classes (IEC 60034-30) and efficiency measurements (IEC 60034-2-1)

The resulting efficiency values differ from those obtained under the previous IEC 60034-2:1996 testing standard. It must be noted that the efficiency values are only comparable if they are obtained using the same measuring method.

EU Regulation 640/2009

Commission Regulation 640/2009, adapted on 22 July 2009, specifies the requirements regarding the ecodesign of electric motors and the use of electronic speed control (VSD).

IE1
IE2
IE3

All the motors are manufactured in Quality Assurance System consistent with ISO 9001.

ISO9001

The motors covered by the present catalogue comply with the regulations and standards effective in other countries, consistent with IEC standards.

IEC

All the motors described in the present catalogue are provided with CE mark.

CE

INSULATION CLASSIFICATION

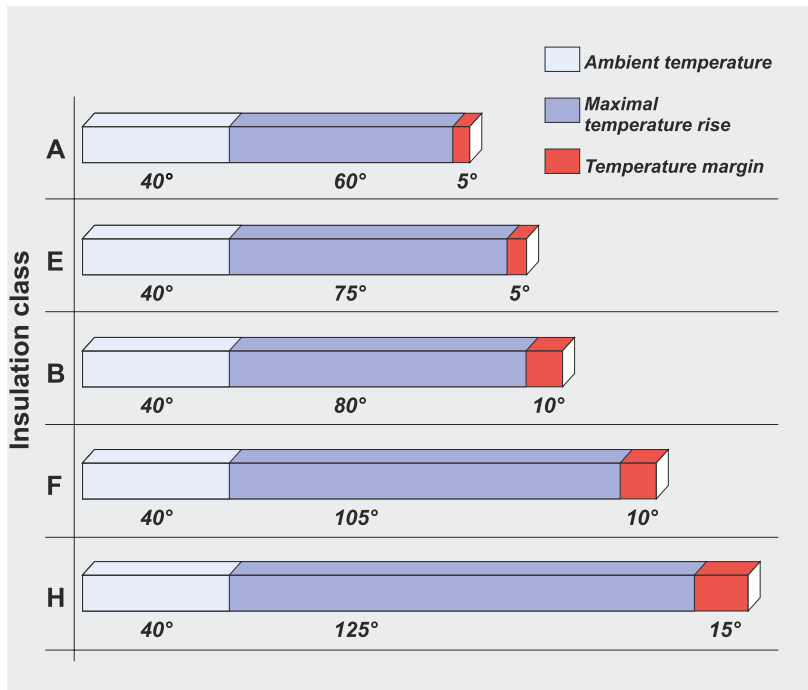
The insulation system of an electric motor is determined by a given insulation class on the basis of its thermal resistance. This thermal resistance should be guaranteed by the entire set of electric insulating materials used in the motor insulating system.

Thermal resistance classification is related to the temperature of the hotspot in the insulation occurring during rated operating conditions of the electric motor, allowing for the highest permissible rise in average temperature.

This rise should be selected so that at the highest permissible ambient temperature, the temperature of the hotspot in insulation will not exceed the value assigned to a given thermal resistance class.

Symbols of thermal resistance classes (permissible insulation temperatures at 40°C ambient temperature)

| Symbol | Temperature [°C] |
|--------|------------------|
| A | 105 |
| E | 120 |
| B | 130 |
| F | 155 |
| H | 180 |



Insulation class F in an electric motor means that at ambient temperature of 40°C the temperature rise of the winding may be max. 105°C with the additional temperature margin of 10°C (under specified measuring conditions in accordance with the IEC 60034-1 standard).

Class F

The standard motors made by Cantoni Motor in their basic version have the insulation class F while the temperature rise is for class B. This means longer life for motors.

For special request we can deliver motors equipped with insulation class H.

Strengthened insulation system gives possibility to safe operation with converters.

MOTOR FEET

Motors with frame size ≤ 112 have screwed feet.

Motors with frame size 132 ÷ 180 have feet integrated with the motor housing or screwed feet.

Motors with frame size 200 ÷ 280 have feet integrated with the motor housing.

Motors with frame size 315 have screwed feet or feet integrated with the motor housing.

Motors with frame size 355 have feet integrated with the motor housing.

TERMINAL BOX

The terminal boxes of low voltage motors have threaded inlet holes designed for mounting cable glands.

The box contains a terminal board with marked terminals making possible connection of supply cables.

In addition, terminal boxes may be provided with additional terminals connected to the ends of thermal protection or anticondensation heater circuits and extra glands to connect these circuits.

Low voltage high-power motors contain terminal boxes with cable gland seals.

The circuits of thermal protection and anticondensation heaters are connected to main or separate terminal boxes.

Inside the boxes there are special clamps used to ground the supply cable armouring.

VIBRATION LEVEL AND NOISE LEVEL


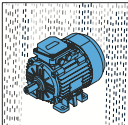
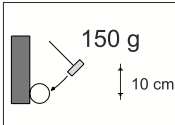
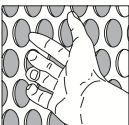
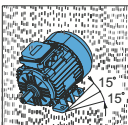
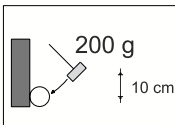
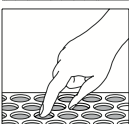
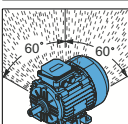
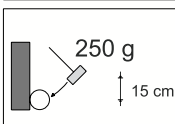
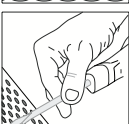

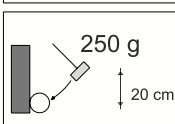


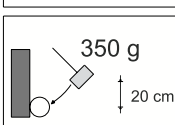
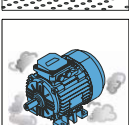

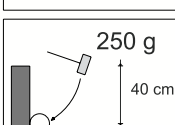

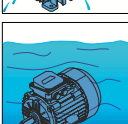
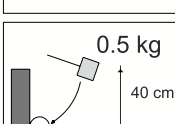
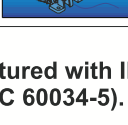
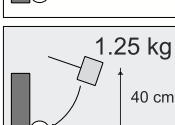
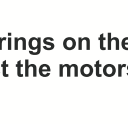
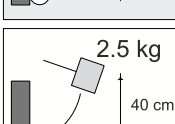
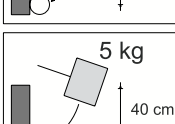
The rotor balancing method guarantees that a standard vibration level A is maintained in accordance with the IEC 60034-14 and a standard sound power level is maintained in accordance with the IEC 60034-9. On customer's demand the motors can be made with reduced vibration or noise level.

level A

INTERNATIONAL PROTECTION IP

According to the IEC 60034-5 standard the electric motors are provided with IP code which determines the degree of protection (ensured by the housing) against penetration of solid matter and fluids.

IP55

| PROTECTION AGAINST PENETRATION OF SOLID MATTER | | PROTECTION AGAINST PENETRATION OF FLUIDS | | MECHANICAL PROTECTION | |
|--|---|--|---|-----------------------|---|
| 1st digit | DESCRIPTION | 2nd digit | DESCRIPTION | 3rd digit | DESCRIPTION |
| | | | | 0 | No protection |
| 0 |  Not protected | 0 |  Not protected | 1 |  Striking energy: 0.15 J |
| 1 |  Protected against solid bodies larger than 50 mm | 1 |  Protected against vertically falling drops of water | 2 |  Striking energy: 0.20 J |
| 2 |  Protected against solid bodies larger than 12 mm | 2 |  Protected against vertically falling drops of water up to 15° | 3 |  Striking energy: 0.37 J |
| 3 |  Protected against solid bodies larger than 2.5 mm | 3 |  Protected against rain up to 60° | 4 |  Striking energy: 0.50 J |
| 4 |  Protected against solid bodies larger than 1 mm | 4 |  Protected against rain falling from any direction | 5 |  Striking energy: 0.70 J |
| 5 |  Protected against deposition of dust | 5 |  Protected against sprayed water from any direction | 6 |  Striking energy: 1 J |
| 6 |  Totally protected against deposition of dust | 6 |  Protected against temporary immersion | 7 |  Striking energy: 2 J |
| | | 7 |  Protected against immersion between 0.15 and 1 m | 8 |  Striking energy: 5 J |
| | | 8 |  Protected against immersion at preset pressure and time | 9 |  Striking energy: 10 J |
| | | | | 10 |  Striking energy: 20 J |

All Cantoni Group standard motors are manufactured with IP 55 degree of protection according to the standard in force (IEC 60034-5). The following table lists its characteristics.

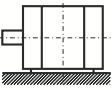
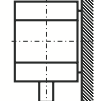
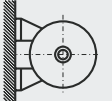
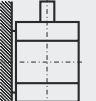
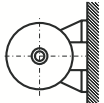
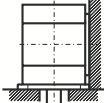
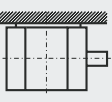
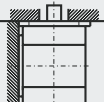
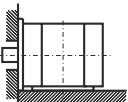
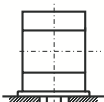
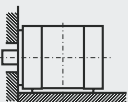
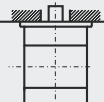
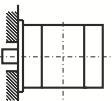
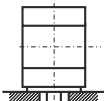
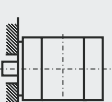
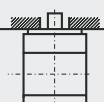
Each size 80 to 180 motor is equipped with seal rings on the control side and on the opposite side. Labyrinth seals protect the motors from size 200 and above.

The terminal board box is sealed with a gasket.

Motors with a higher degree of protection are available on request.

MOUNTING ARRANGEMENTS

According to the IEC 60034-7 standard

| | Horizontal shaft | | | Vertical shaft | | | |
|---|------------------|--------|------------|---|-----------------------|------------|----------|
| | Designation | | Frame size | Designation | | Frame size | |
| | Code II | Code I | | Code II | Code I | | |
|  | IM 1001 | IM B3 | 80 ÷ 355 |  | IM 1011 | IM V5 | 80 ÷ 280 |
|  | IM 1051 | IM B6 | 80 ÷ 280 |  | IM 1031 | IM V6 | 80 ÷ 280 |
|  | IM 1061 | IM B7 | 80 ÷ 280 |  | IM 2011 or IM 2111 | IM V15 | 80 ÷ 355 |
|  | IM 1071 | IM B8 | 80 ÷ 280 |  | IM 2031 or IM 2131 | IM V36 | 80 ÷ 355 |
|  | IM 2001 | IM B35 | 80 ÷ 355 |  | IM 3011 | IM V1 | 80 ÷ 355 |
|  | IM 2101 | IM B34 | 80 ÷ 132 |  | IM 3031 | IM V3 | 80 ÷ 280 |
|  | IM 3001 | IM B5 | 80 ÷ 280 |  | IM 3611 | IM V18 | 80 ÷ 180 |
|  | IM 3601 | IM B14 | 80 ÷ 132 |  | IM 3631 | IM V19 | 80 ÷ 180 |

BEARINGS

| Frame size | Number of poles | Bearings | Mechanical Size | Type of construction | No. of poles, 2p | D.E. bearing | N.D.E. bearing |
|-----------------|-----------------|-----------------|-----------------|----------------------|------------------|--------------|----------------|
| 3SIE 80 | 2 ÷ 6 | 6204 2Z C3 | | | | | |
| 3SIE 90 | 2 ÷ 6 | 6205 2Z C3 | | | | | |
| 3SIE 100 | 2 ÷ 6 | 6206 2Z C3 | | | | | |
| 3SIE 112 | 2 ÷ 6 | 6306 2Z C3 | | | | | |
| 3SIE 132 | 2 ÷ 6 | 6308 2Z C3 | | | | | |
| 3SIE 160 | 2 ÷ 6 | 6309 2Z C3 | | | | | |
| 3SIE 180 | 2 ÷ 6 | 6311 2Z C3 | | | | | |
| 3SIE 200 | 2 ÷ 6 | 6312 C3 | | | | | |
| 3SIE 225 | 2 ÷ 6 | 6313 C3 | | | | | |
| 3SIE 250 | 2 ÷ 6 | 6315 C3 | | | | | |
| 3SIE 280 | 2 | 6315 C3 | | | | | |
| 3SIE 280 | 4 ÷ 6 | 6318 C3 | | | | | |
| 3SIE 315S,MA,MB | 2 | 6315 C3 | | | | | |
| 3SIE 315MC | 2 | 6316 C3 | | | | | |
| 3SIE 315S,MA,MB | 4 ÷ 6 | 6318 C3 | | | | | |
| 3SIE 315MC,MD | 4 ÷ 6 | 6320 C3/6318 C3 | | | | | |
| | | | 3SIE 355 ML | IM1001 (B3) | 2 | 6217 C3 | 6217 C3 |
| | | | 3SIEL 355 ML | IM2001 (B35) | 4 ÷ 6 | 6222 C3 | 6222 C3 |
| | | | 3SIEK 355 ML | IM3011 (V1) | 4 ÷ 6 | 6322 C3 | 6322 C3 |
| | | | 3SIE 355 H | IM1001 (B3) | 2 | 6217 C3 | 6217 C3 |
| | | | 3SIEL 355 H | IM2001 (B35) | 4 ÷ 6 | 6322 C3 | 6322 C3 |
| | | | 3SIEK 355 H | IM3011 (V1) | 4 ÷ 6 | 6322 C3 | 6322 C3 |

The bearings in basic version of motors for horizontal duty.

The bearings in basic version of motors for horizontal and vertical duty.

PERMISSIBLE LOADS ON THE SHAFT END

| Frame size | Number of poles | Horizontal operation | | Vertical operation | | | Frame size | Number of poles | Horizontal operation | | Vertical operation | | |
|-------------|-----------------|----------------------|---------------|--------------------|----------|----------|-------------|-----------------|----------------------|---------------|--------------------|----------|----------|
| | | | | | | | | | | | | | |
| | | $F_R(x=0)$ | $F_R(x=\max)$ | F_p | F_{a1} | F_{a2} | | | $F_R(x=0)$ | $F_R(x=\max)$ | F_p | F_{a1} | F_{a2} |
| | | [kN] | | [kN] | | | | | [kN] | | [kN] | | |
| 3SIE 80 | 2 | 0,33 | 0,27 | 0,09 | 0,06 | 0,12 | 3SIE 225 S | 4 | 4,20 | 3,40 | 3,20 | 2,40 | 4,10 |
| 3SIE 80 | 4 | 0,44 | 0,37 | 0,12 | 0,09 | 0,15 | 3SIE 225 M | 2 | 3,30 | 2,80 | 2,50 | 1,90 | 3,30 |
| 3SIE 90 | 2 | 0,68 | 0,44 | 0,68 | 0,35 | 0,38 | 3SIE 225 M | 4 | 4,00 | 3,20 | 3,10 | 2,30 | 4,20 |
| 3SIE 90 | 4 | 0,78 | 0,44 | 0,78 | 0,35 | 0,38 | 3SIE 225 M | 6 | 4,60 | 3,70 | 4,00 | 3,00 | 5,30 |
| 3SIE 90 | 6 | 0,96 | 0,44 | 0,96 | 0,35 | 0,38 | 3SIE 250 M | 2 | 4,10 | 3,40 | 3,10 | 2,30 | 4,10 |
| 3SIE 100 | 2 | 0,88 | 0,46 | 0,90 | 0,28 | 0,40 | 3SIE 250 M | 4 | 4,90 | 4,10 | 3,90 | 2,70 | 5,40 |
| 3SIE 100 | 4 | 1,06 | 0,46 | 0,98 | 0,38 | 0,40 | 3SIE 250 M | 6 | 5,90 | 4,90 | 5,00 | 3,80 | 6,60 |
| 3SIE 100 | 6 | 1,20 | 0,46 | 1,10 | 0,38 | 0,40 | 3SIE 280 S | 2 | 3,90 | 3,30 | 3,10 | 2,00 | 4,40 |
| 3SIE 112 | 2 | 1,00 | 0,48 | 1,00 | 0,40 | 0,45 | 3SIE 280 S | 4 | 6,70 | 5,70 | 5,00 | 3,60 | 6,80 |
| 3SIE 112 | 4 | 1,45 | 0,48 | 1,40 | 0,40 | 0,45 | 3SIE 280 S | 6 | 7,80 | 6,60 | 5,80 | 4,30 | 7,70 |
| 3SIE 112 | 6 | 1,62 | 0,48 | 1,60 | 0,40 | 0,45 | 3SIE 280 M | 2 | 3,80 | 3,20 | 3,00 | 1,90 | 4,50 |
| 3SIE 132 | 2 | 1,82 | 0,66 | 1,90 | 0,43 | 0,60 | 3SIE 280 M | 4 | 6,20 | 5,20 | 4,90 | 3,20 | 7,00 |
| 3SIE 132 | 4 | 2,10 | 0,66 | 2,20 | 0,45 | 0,60 | 3SIE 280 M | 6 | 7,70 | 6,50 | 5,70 | 4,20 | 7,80 |
| 3SIE 132 | 6 | 2,80 | 0,66 | 2,80 | 0,50 | 0,60 | 3SIE 315 S | 2 | 3,60 | 3,10 | 3,00 | 1,60 | 4,70 |
| 3SIE 160 | 2 | 2,22 | 0,98 | 2,30 | 0,92 | 0,95 | 3SIE 315 S | 4 | 5,80 | 4,80 | 4,70 | 2,70 | 7,30 |
| 3SIE 160 | 4 | 2,40 | 0,98 | 2,40 | 0,92 | 0,95 | 3SIE 315 S | 6 | 7,20 | 6,00 | 5,60 | 3,60 | 8,10 |
| 3SIE 160 | 6 | 2,85 | 1,10 | 2,90 | 0,98 | 1,00 | 3SIE 315 MA | 2 | 3,10 | 2,60 | 2,80 | 1,20 | 4,90 |
| 3SIE 180 | 2 | 2,92 | 1,30 | 3,00 | 1,10 | 1,20 | 3SIE 315 MB | 2 | 2,70 | 2,30 | 2,70 | 0,90 | 5,00 |
| 3SIE 180 | 4 | 3,60 | 1,30 | 3,60 | 1,10 | 1,30 | 3SIE 315 MA | 4 | 5,40 | 4,50 | 4,60 | 2,40 | 7,50 |
| 3SIE 180 | 6 | 4,00 | 1,80 | 4,10 | 1,40 | 1,70 | 3SIE 315 MB | 4 | 5,20 | 4,30 | 4,60 | 2,20 | 7,60 |
| 3SIE 200 LA | 2 | 2,90 | 2,40 | 2,20 | 1,70 | 2,90 | 3SIE 315 MA | 6 | 6,70 | 5,70 | 5,50 | 3,20 | 8,40 |
| 3SIE 200 LB | 2 | 2,90 | 2,40 | 2,20 | 1,70 | 2,90 | 3SIE 315 MB | 6 | 6,30 | 5,30 | 5,30 | 2,70 | 8,80 |
| 3SIE 200 L | 4 | 3,60 | 3,00 | 2,80 | 2,10 | 3,70 | 3SIE 315 MC | 2 | 2,80 | 2,50 | 2,70 | 0,60 | 5,40 |
| 3SIE 200 LA | 6 | 4,30 | 3,60 | 3,60 | 2,90 | 4,60 | 3SIE 315 MC | 4 | 6,50 | 5,50 | 4,40 | 1,70 | 7,90 |
| 3SIE 200 LB | 6 | 4,20 | 3,50 | 3,60 | 2,80 | 4,70 | 3SIE 315 MC | 6 | 7,60 | 6,40 | 5,10 | 1,90 | 9,20 |
| | | | | | | | 3SIE 315 MD | 6 | 7,50 | 6,30 | 5,00 | 1,80 | 9,20 |

VERSION WITH ROLLER BEARINGS for motors 355

| Mechanical Size | Type of construction | No. of poles, 2p | D.E. bearing | N.D.E. bearing |
|-----------------|----------------------|------------------|--------------|----------------|
| 3SIE 355 ML | IM1001 (B3) | 4 ÷ 6 | NU222 EM1C3 | 6222 C3 |
| 3SIE 355 H | IM1001 (B3) | 4 ÷ 6 | NU322 EM1C3 | 6322 C3 |

| Horizontal mounting | | | | | |
|---------------------|-----------------|---------------------------------|---------------------------|------------|--------------------------|
| | | | Permissible radial forces | | Permissible axial forces |
| | | | F_{X0} | F_{Xmax} | F_A |
| Motor type | Number of poles | Length of shaft extension E(mm) | kN | kN | kN |
| 3SIE 355 ML | 4 | 210 | 22 | 18 | 5 |
| | 6 | 210 | 23 | 15 | 5,5 |
| 3SIE 355 H | 4 | 210 | 27 | 17 | 6 |
| | 6 | 210 | 29 | 15 | 7 |

Value of radial force F_R acting on the shaft end for a given belt pulley diameter is calculated according to the following formula:

$$F_R = \frac{19600 \times P \times k}{D_k \times n} \quad [N]$$

where: P - motor output [kW]
 D_k - belt pulley diameter [m]
 n - speed [rpm]
 k - belt tension factor:
 for V-belts $k=2,2$
 for flat belts $k=3$

Value of force F_R acting on any point of the shaft end (between points $X=\max$ and $X=0$) may be calculated according to the following formula:

$$F_R = F_{X0} - \frac{X}{E} \times (F_{X0} - F_{XMAX}) \quad [N]$$

where: F_{X0} - value of F_R force acting on the beginning of the shaft end
 F_{XMAX} - value of F_R force acting on the end of the shaft end
 E - length of the shaft end

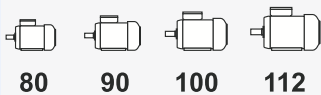
HOUSING, END SHIELDS, FEET

| Frame size [mm] | Motor housing | End shields | Feet |
|-----------------|---------------|-------------|-----------------------------------|
| 80 | Aluminium | Aluminium | Aluminium - screwed |
| 90 | Aluminium | Aluminium | Aluminium - screwed |
| 100 | Aluminium | Aluminium | Aluminium - screwed |
| 112 | Aluminium | Cast iron | Aluminium - screwed |
| 132 | Cast iron | Cast iron | Cast iron - integrated or screwed |
| 160 | Cast iron | Cast iron | Cast iron - integrated or screwed |
| 180 | Cast iron | Cast iron | Cast iron - integrated or screwed |
| 200 | Cast iron | Cast iron | Cast iron - integrated |
| 225 | Cast iron | Cast iron | Cast iron - integrated |
| 250 | Cast iron | Cast iron | Cast iron - integrated |
| 280 | Cast iron | Cast iron | Cast iron - integrated |
| 315 | Cast iron | Cast iron | Cast iron - screwed or integrated |
| 355 | Cast iron | Cast iron | Cast iron - integrated |

In motors series 3SIE of frame size 80 and 90mm: on request end shields may be made of cast iron.

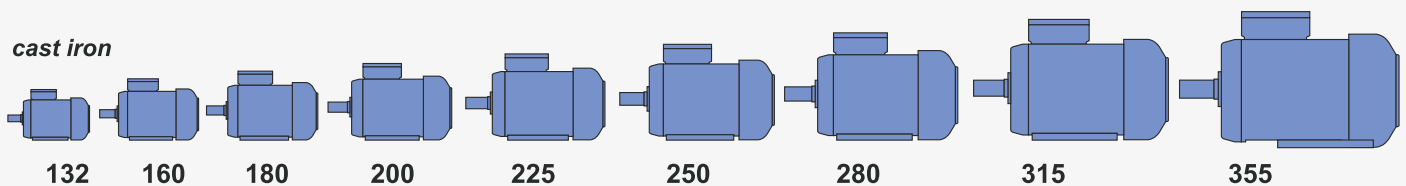
Motor housing

aluminium



aluminium cast iron

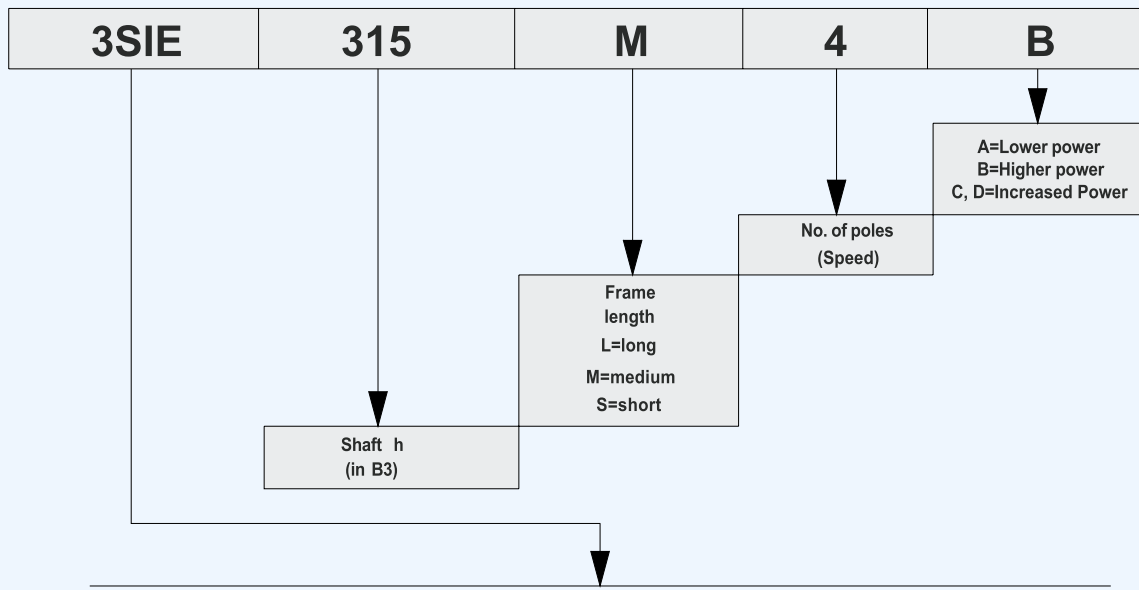
cast iron




Other specifications dependent on the frame size:

| Frame size | Degree of protection | Position of the terminal box | Number of terminals | Number of cable outlets | Optional rotation of the terminal box | Glands | Temperature sensors in winding | Bearing lubrication on the run | Thermal protection of bearings |
|------------|----------------------|------------------------------|---------------------|-------------------------|---------------------------------------|-----------|--------------------------------|--------------------------------|--------------------------------|
| 80 | IP 55 | top | 6 | 1 | 180° | M 20 | on request | no | no |
| 90 | IP 55 | top | 6 | 2 | 180° | M 20 | on request | no | no |
| 100 | IP 55 | top | 6 | 2 | 180° | M 20 | on request | no | no |
| 112 | IP 55 | top | 6 | 2 | 180° | M 25 | on request | no | no |
| 132 | IP 55 | top | 6 | 2 | 180° | M 25 | on request | no | no |
| 160 | IP 55 | top | 6 | 2 | 180° | M 40 | on request | on request | on request |
| 180 | IP 55 | top | 6 | 2 | 180° | M 40 | on request | on request | on request |
| 200 | IP 55 | top | 6 | 2 + 1 | 4 × 90° | M 50+M 16 | PTC | yes | on request |
| 225 | IP 55 | top | 6 | 2 + 1 | 4 × 90° | M 50+M 16 | PTC | yes | on request |
| 250 | IP 55 | top | 6 | 2 + 1 | 4 × 90° | M 63+M 16 | PTC | yes | on request |
| 280 | IP 55 | top | 6 | 2 + 1 | 4 × 90° | M 63+M 16 | PTC | yes | on request |
| 315 | IP 55 | top | 6 | 2 + 1 | 4 × 90° | M 76+M 16 | PTC | yes | on request |
| 355ML | IP 55 | top | 6 | 2 | 4 × 90° | M 76 | PTC Mark A | yes | on request |
| 355H | IP 55 | top | 6 | 2 | 4 × 90° | M 90 | Pt 100 | yes | Pt 100 |

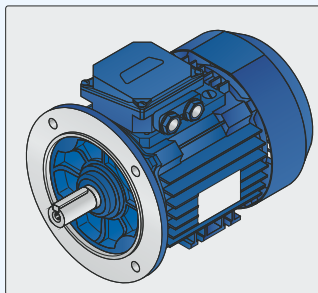
DESCRIPTION OF THE CATALOGUE VERSION



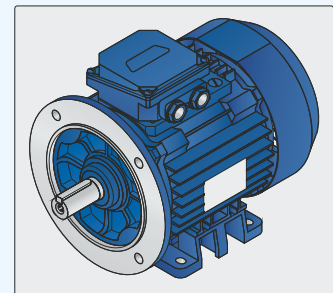
3SIE



3SIEK



3SIEL



ORDERING INFORMATION

Orders for motors should specify:

- motor type designation,
- rated output,
- rated speed,
- operating duty,
- supply voltage and connection,
- frequency,
- mounting arrangements, end shield material,
- degree of protection,
- type of machine driven,
- other details of regarding special requests,

and information concerning additional accessories e.g.

- thermal protection,
- anticondensation heaters,
- vibration sensors,
- etc.

When ordering high-power or special purpose motors one should also indicate:

- required direction of rotation,
- required degree of interior protection,
- method of start-up,
- method of coupling with the driven unit (gears, dimensions of belt pulleys, etc.),
- type of machine driven (nature of load), including the moment of inertia J or flywheel effect GD² brought to the motor shaft,
- other customer's specifications.

When ordering spare parts one should specify:

- full designation of the motor type including its serial number (provided on the nameplate) or catalogue number,
- degree of protection,
- mounting arrangement,
- name of part,
- number of pieces.

As part of our development program, we reserve the right to alter or amend any of the specifications without giving prior notice

PREMIUM EFFICIENCY IE3

TECHNICAL DATA

| Item | Type | Rated output | | Rated speed n _N [min ⁻¹] | Rated torque T _N [Nm] | Efficiency | | | Power factor cos φ _N [-] | Full load current | | | Locked rotor torque T _L /T _N [-] | Locked rotor current I _L /I _N [-] | Breakdown torque T _B /T _N [-] | Moment of Inertia J [kgm ²] | Weight [kg] |
|---|---------------|----------------|------|---|--|--------------------|-------------------------------------|--------------------------------|---|--------------------------------|--------------------------------|------|--|---|---|---|----------------|
| | | P _N | | | | η _N [%] | I _N at rated voltage [A] | T _L /T _N | | I _L /I _N | T _B /T _N | J | | | | | |
| | | [kW] | [HP] | | | | | | | | | | | | | | |
| 2p=2 n_S=3000 rpm f=50Hz | | | | | | | | | | | | | | | | | |
| 1 | 3SIE 80-2A | 0,75 | 1 | 2850 | 2,51 | 79,0 | 82,0 | 82,0 | 0,82 | 2,9 | 1,7 | - | 3,8 | 6,3 | 3,8 | 0,00100 | 10,6 |
| 2 | 3SIE 80-2B | 1,1 | 1,5 | 2840 | 3,7 | 82,0 | 83,0 | 83,0 | 0,86 | 3,8 | 2,2 | - | 3,7 | 6,9 | 3,8 | 0,00142 | 11,9 |
| 3 | 3SIE 90S2 | 1,5 | 2 | 2880 | 5 | 82,8 | 84,5 | 84,2 | 0,81 | 5,5 | 3,2 | 1,8 | 3,5 | 8,0 | 3,6 | 0,0014 | 13,9 |
| 4 | 3SIE 90L2 | 2,2 | 3 | 2900 | 7,3 | 84,3 | 85,8 | 85,9 | 0,80 | 8,0 | 4,6 | 2,7 | 4,0 | 8,8 | 4,2 | 0,0019 | 19,4 |
| 5 | 3SIE 100L2 | 3 | 4 | 2920 | 9,8 | 86,2 | 87,7 | 87,1 | 0,85 | 10,2 | 5,8 | 3,4 | 3,2 | 9,3 | 3,4 | 0,0039 | 26,7 |
| 6 | 3SIE 112M2 | 4 | 5,5 | 2930 | 13 | 88,1 | 88,8 | 88,1 | 0,89 | 12,8 | 7,4 | 4,3 | 3,0 | 9,5 | 3,2 | 0,0075 | 41,0 |
| 7 | 3SIE 132S2A | 5,5 | 7,5 | 2940 | 17,9 | 87,7 | 89,2 | 89,2 | 0,89 | 17,4 | 10,0 | 5,8 | 2,8 | 8,8 | 3,6 | 0,014 | 59,5 |
| 8 | 3SIE 132S2B | 7,5 | 10 | 2940 | 24,4 | 89,0 | 90,3 | 90,1 | 0,90 | 23,2 | 13,3 | 7,7 | 3,0 | 9,2 | 3,7 | 0,017 | 71 |
| 9 | 3SIE 160M2A | 11 | 15 | 2945 | 35,7 | 89,7 | 91,0 | 91,2 | 0,90 | 33,6 | 19,3 | 11,2 | 2,2 | 7,3 | 3,2 | 0,048 | 103 |
| 10 | 3SIE 160M2B | 15 | 20 | 2945 | 48,6 | 89,8 | 91,9 | 91,9 | 0,90 | 45,5 | 26,2 | 15,2 | 2,2 | 7,4 | 3,3 | 0,059 | 118 |
| 11 | 3SIE 160L2 | 18,5 | 25 | 2940 | 60,1 | 92,2 | 92,8 | 92,4 | 0,90 | 55,8 | 32,1 | 18,6 | 2,3 | 7,7 | 3,0 | 0,072 | 132 |
| 12 | 3SIE 180M2 | 22 | 30 | 2955 | 71,1 | 92,1 | 92,9 | 92,7 | 0,90 | 66,2 | 38,1 | 22,1 | 3,2 | 9,2 | 3,7 | 0,095 | 190 |
| 13 | 3SIE 200L2A | 30 | 40 | 2965 | 97 | 93,1 | 93,7 | 93,5 | 0,90 | 89 | 51 | 29,8 | 2,4 | 7,0 | 2,8 | 0,19 | 275 |
| 14 | 3SIE 200L2B | 37 | 50 | 2955 | 120 | 93,5 | 93,8 | 93,7 | 0,90 | 110 | 63 | 36,5 | 2,2 | 6,3 | 2,6 | 0,20 | 295 |
| 15 | 3SIE 225M2 | 45 | 60 | 2972 | 145 | 94,2 | 94,6 | 94,2 | 0,88 | 136 | 78 | 45 | 2,0 | 6,7 | 2,6 | 0,26 | 385 |
| 16 | 3SIE 250M2 | 55 | 75 | 2969 | 177 | 94,5 | 94,8 | 94,5 | 0,91 | 161 | 92 | 54 | 2,2 | 6,9 | 2,9 | 0,42 | 495 |
| 17 | 3SIE 280S2 | 75 | 100 | 2978 | 241 | 94,2 | 94,8 | 94,7 | 0,91 | 218 | 126 | 73 | 1,8 | 6,7 | 2,9 | 0,76 | 660 |
| 18 | 3SIE 280M2 | 90 | 125 | 2979 | 289 | 94,5 | 95,1 | 95,0 | 0,91 | 261 | 150 | 87 | 1,8 | 7,3 | 3,1 | 0,95 | 690 |
| 19 | 3SIE 315S2 | 110 | 150 | 2978 | 353 | 95,4 | 95,6 | 95,2 | 0,92 | 315 | 181 | 105 | 1,9 | 6,9 | 2,9 | 0,98 | 865 |
| 20 | 3SIE 315M2A | 132 | 175 | 2977 | 423 | 95,8 | 95,9 | 95,6 | 0,92 | 377 | 217 | 126 | 2,0 | 7,3 | 2,7 | 1,28 | 970 |
| 21 | 3SIE 315M2B | 160 | 220 | 2978 | 513 | 95,9 | 96,1 | 95,8 | 0,92 | 456 | 262 | 152 | 2,2 | 8,2 | 3,1 | 1,57 | 1118 |
| 22 | 3SIE 315M2C | 200 | 270 | 2980 | 641 | 95,9 | 96,1 | 95,8 | 0,93 | - | 324 | 188 | 2,3 | 8,1 | 3,1 | 1,74 | 1185 |
| 23 | 3SIE 355 ML2A | 250 | 340 | 2982 | 801 | 94,8 | 95,7 | 95,8 | 0,91 | - | 414 | 239 | 1,9 | 6,8 | 2,8 | 2,80 | 1620 |
| 24 | 3SIE 355 ML2B | 315 | 430 | 2982 | 1009 | 95,5 | 96,1 | 96,2 | 0,91 | - | 519 | 300 | 2,0 | 7,3 | 2,9 | 3,00 | 1700 |
| 25 | 3SIE 355 H2D | 355 | 480 | 2985 | 1136 | 95,2 | 96,0 | 96,2 | 0,91 | - | 585 | 338 | 1,8 | 7,5 | 2,8 | 4,90 | 2160 |
| 2p=4 n_S=1500 rpm f=50Hz | | | | | | | | | | | | | | | | | |
| 26 | 3SIE 80-4B | 0,75 | 1 | 1430 | 5,0 | 81,5 | 82,0 | 82,5 | 0,64 | 3,6 | 2,1 | - | 3,8 | 5,7 | 3,8 | 0,00265 | 11,0 |
| 27 | 3SIE 90S4 | 1,1 | 1,5 | 1440 | 7,3 | 80,2 | 83,5 | 84,1 | 0,74 | 4,4 | 2,6 | 1,5 | 2,9 | 6,8 | 3,3 | 0,0036 | 18,0 |
| 28 | 3SIE 90L4 | 1,5 | 2 | 1450 | 9,9 | 79,2 | 85,0 | 85,3 | 0,76 | 5,8 | 3,3 | 1,9 | 2,5 | 6,4 | 2,8 | 0,0040 | 20,5 |
| 29 | 3SIE 100L4A | 2,2 | 3 | 1455 | 14,4 | 84,4 | 86,4 | 86,7 | 0,80 | 8,0 | 4,6 | 2,7 | 3,0 | 8,5 | 3,3 | 0,0076 | 27,5 |
| 30 | 3SIE 100L4B | 3 | 4 | 1450 | 19,8 | 86,3 | 88,0 | 87,7 | 0,76 | 11,3 | 6,5 | 3,8 | 3,7 | 8,6 | 4,2 | 0,0086 | 33,0 |
| 31 | 3SIE 112M4 | 4 | 5,5 | 1460 | 26,2 | 87,6 | 88,9 | 88,6 | 0,79 | 14,3 | 8,3 | 4,8 | 2,5 | 8,1 | 3,5 | 0,0115 | 39,0 |
| 32 | 3SIE 132S4 | 5,5 | 7,5 | 1470 | 35,7 | 88,6 | 89,8 | 89,6 | 0,85 | 18,1 | 10,4 | 6,0 | 2,5 | 8,5 | 3,4 | 0,036 | 73,5 |
| 33 | 3SIE 132M4 | 7,5 | 10 | 1465 | 49,1 | 90,4 | 91,0 | 90,4 | 0,83 | 25,1 | 14,4 | 8,4 | 2,6 | 8,8 | 3,5 | 0,042 | 82 |
| 34 | 3SIE 160M4 | 11 | 15 | 1470 | 71,5 | 89,8 | 91,3 | 91,4 | 0,83 | 36,4 | 20,9 | 12,1 | 2,3 | 7,3 | 2,8 | 0,088 | 127 |
| 35 | 3SIE 160L4 | 15 | 20 | 1475 | 97,1 | 90,8 | 92,1 | 92,1 | 0,83 | 49,3 | 28,3 | 16,4 | 2,8 | 8,1 | 3,2 | 0,104 | 135 |
| 36 | 3SIE 180M4 | 18,5 | 25 | 1480 | 120,2 | 90,4 | 92,1 | 92,6 | 0,85 | 59,0 | 33,9 | 19,7 | 2,6 | 7,9 | 3,0 | 0,162 | 190 |
| 37 | 3SIE 180L4 | 22 | 30 | 1475 | 142,4 | 90,5 | 92,5 | 93,0 | 0,83 | 71,5 | 41,1 | 23,8 | 3,2 | 8,4 | 3,4 | 0,185 | 200 |
| 38 | 3SIE 200L4 | 30 | 40 | 1477 | 194 | 94,2 | 94,3 | 93,8 | 0,89 | 90 | 52 | 30 | 2,1 | 6,4 | 2,6 | 0,380 | 329 |
| 39 | 3SIE 225S4 | 37 | 50 | 1485 | 238 | 94,1 | 94,4 | 94,0 | 0,87 | 114 | 65 | 38 | 2,0 | 6,9 | 2,8 | 0,510 | 373 |
| 40 | 3SIE 225M4 | 45 | 60 | 1483 | 290 | 94,4 | 94,8 | 94,3 | 0,88 | 136 | 78 | 45 | 2,1 | 7,1 | 2,7 | 0,590 | 410 |
| 41 | 3SIE 250M4 | 55 | 75 | 1487 | 353 | 94,0 | 94,8 | 94,7 | 0,90 | 162 | 93 | 54 | 2,5 | 7,6 | 2,9 | 1,00 | 520 |
| 42 | 3SIE 280S4 | 75 | 100 | 1488 | 481 | 93,9 | 95,0 | 95,0 | 0,91 | 218 | 125 | 73 | 2,0 | 6,8 | 2,5 | 1,37 | 710 |
| 43 | 3SIE 280M4 | 90 | 125 | 1491 | 576 | 94,9 | 95,5 | 95,4 | 0,89 | 266 | 153 | 89 | 2,6 | 8,4 | 3,0 | 1,80 | 761 |

PREMIUM EFFICIENCY IE3

| Item | Type | Rated output | | Rated speed | Rated torque | Efficiency | | | Power factor | Full load current | | | Locked rotor torque | Locked rotor current | Breakdown torque | Moment of Inertia | Weight |
|---|---------------|----------------|------|----------------------|----------------|--------------------|------|------|--------------------|-------------------------------------|------|------|--------------------------------|--------------------------------|--------------------------------|---------------------|--------|
| | | P _N | | n _N | T _N | η _N [%] | | | cos φ _N | I _N at rated voltage [A] | | | T _L /T _N | I _L /I _N | T _B /T _N | J | |
| | | [kW] | [HP] | [min ⁻¹] | [Nm] | 50% | 75% | 100% | [-] | 230V | 400V | 690V | [-] | [-] | [-] | [kgm ²] | [kg] |
| 2p=4 n_S=1500 rpm f=50Hz | | | | | | | | | | | | | | | | | |
| 44 | 3SIE 315S4 | 110 | 150 | 1488 | 706 | 95,1 | 95,5 | 95,4 | 0,90 | 322 | 185 | 107 | 2,0 | 6,6 | 2,4 | 2,25 | 920 |
| 45 | 3SIE 315M4A | 132 | 175 | 1489 | 847 | 95,6 | 95,9 | 95,6 | 0,91 | 381 | 219 | 127 | 2,3 | 7,9 | 2,8 | 2,59 | 1030 |
| 46 | 3SIE 315M4B | 160 | 220 | 1490 | 1026 | 95,9 | 96,1 | 95,8 | 0,90 | 466 | 268 | 155 | 2,4 | 8,5 | 3,1 | 2,80 | 1130 |
| 47 | 3SIE 315M4C | 200 | 270 | 1488 | 1284 | 95,8 | 96,2 | 96,2 | 0,90 | - | 333 | 193 | 2,4 | 8,1 | 2,9 | 3,46 | 1205 |
| 48 | 3SIE 355 ML4A | 250 | 340 | 1489 | 1603 | 95,6 | 96,1 | 96,1 | 0,89 | - | 422 | 244 | 2,0 | 7,4 | 2,3 | 5,30 | 1700 |
| 49 | 3SIE 355 ML4B | 315 | 430 | 1489 | 2020 | 96,0 | 96,4 | 96,3 | 0,90 | - | 525 | 303 | 2,3 | 7,5 | 2,5 | 6,40 | 1830 |
| 50 | 3SIE 355 H4D | 355 | 480 | 1488 | 2278 | 96,1 | 96,4 | 96,3 | 0,88 | - | 605 | 349 | 1,7 | 6,4 | 2,2 | 7,80 | 2200 |
| 2p=6 n_S=1000 rpm f=50Hz | | | | | | | | | | | | | | | | | |
| 51 | 3SIE 90S6 | 0,75 | 1 | 930 | 7,7 | 75,9 | 79,2 | 78,9 | 0,69 | 3,5 | 2,0 | 1,2 | 2,8 | 4,8 | 3,2 | 0,0032 | 18,2 |
| 52 | 3SIE 90L6 | 1,1 | 1,5 | 950 | 11,1 | 78,2 | 81,3 | 81,0 | 0,73 | 4,7 | 2,7 | 1,6 | 2,4 | 5,5 | 2,7 | 0,0090 | 20 |
| 53 | 3SIE 100L6 | 1,5 | 2 | 950 | 15,1 | 80,5 | 82,8 | 82,5 | 0,71 | 6,4 | 3,7 | 2,1 | 2,4 | 5,5 | 2,6 | 0,0100 | 22 |
| 54 | 3SIE 112M6 | 2,2 | 3 | 965 | 21,8 | 81,3 | 84,1 | 84,3 | 0,63 | 10,4 | 6,0 | 3,5 | 2,2 | 5,5 | 3,3 | 0,0177 | 36 |
| 55 | 3SIE 132S6 | 3 | 4 | 965 | 29,7 | 84,9 | 86,1 | 85,6 | 0,81 | 10,9 | 6,2 | 3,6 | 2,0 | 6,3 | 2,6 | 0,0440 | 62 |
| 56 | 3SIE 132M6A | 4 | 5,5 | 965 | 39,8 | 86,0 | 87,2 | 86,8 | 0,81 | 14,3 | 8,2 | 4,8 | 2,2 | 6,5 | 3,0 | 0,0579 | 72 |
| 57 | 3SIE 132M6B | 5,5 | 7,5 | 965 | 54,4 | 87,6 | 88,4 | 88,0 | 0,81 | 19,4 | 11,1 | 6,5 | 2,4 | 7,0 | 3,5 | 0,0637 | 80 |
| 58 | 3SIE 160M6 | 7,5 | 10 | 970 | 73,8 | 89,0 | 89,9 | 89,5 | 0,82 | 25,7 | 14,8 | 8,6 | 2,1 | 6,8 | 2,9 | 0,1020 | 120 |
| 59 | 3SIE 160L6 | 11 | 15 | 970 | 108,3 | 89,6 | 90,5 | 90,3 | 0,82 | 37,3 | 21,4 | 12,4 | 2,2 | 7,0 | 3,0 | 0,1230 | 139 |
| 60 | 3SIE 180L6 | 15 | 20 | 980 | 146,2 | 90,0 | 91,3 | 91,2 | 0,81 | 60,0 | 29,3 | 17,0 | 3,3 | 7,3 | 2,8 | 0,2760 | 198 |
| 61 | 3SIE 200L6A | 18,5 | 25 | 988 | 179 | 91,3 | 92,0 | 91,7 | 0,81 | 63 | 36 | 20,8 | 2,0 | 5,8 | 2,4 | 0,50 | 285 |
| 62 | 3SIE 200L6B | 22 | 30 | 987 | 213 | 91,7 | 92,2 | 92,2 | 0,82 | 73 | 42 | 24,3 | 2,0 | 5,7 | 2,1 | 0,64 | 309 |
| 63 | 3SIE 225M6 | 30 | 40 | 989 | 290 | 92,3 | 92,9 | 92,9 | 0,83 | 98 | 56 | 32,5 | 1,9 | 6,4 | 2,3 | 0,89 | 392 |
| 64 | 3SIE 250M6 | 37 | 50 | 991 | 357 | 92,2 | 93,4 | 93,3 | 0,82 | 121 | 70 | 40 | 2,0 | 6,7 | 2,6 | 1,23 | 440 |
| 65 | 3SIE 280S6 | 45 | 60 | 993 | 433 | 92,9 | 93,8 | 93,7 | 0,81 | 149 | 86 | 50 | 2,3 | 7,3 | 2,6 | 1,70 | 635 |
| 66 | 3SIE 280M6 | 55 | 75 | 992 | 529 | 93,8 | 94,4 | 94,1 | 0,82 | 179 | 103 | 60 | 2,3 | 6,8 | 2,6 | 1,90 | 695 |
| 67 | 3SIE 315S6 | 75 | 100 | 992 | 722 | 94,6 | 95,0 | 94,7 | 0,82 | 242 | 139 | 81 | 2,4 | 7,1 | 2,6 | 2,40 | 900 |
| 68 | 3SIE 315M6A | 90 | 125 | 993 | 866 | 95,1 | 95,4 | 95,1 | 0,82 | 290 | 167 | 97 | 2,6 | 7,6 | 2,7 | 2,93 | 965 |
| 69 | 3SIE 315M6B | 110 | 150 | 992 | 1059 | 95,2 | 95,6 | 95,2 | 0,82 | 354 | 203 | 118 | 2,8 | 7,5 | 2,8 | 3,46 | 1110 |
| 70 | 3SIE 315M6C | 132 | 175 | 992 | 1271 | 95,4 | 95,8 | 95,4 | 0,83 | - | 241 | 139 | 2,5 | 7,0 | 2,5 | 4,21 | 1230 |
| 71 | 3SIE 315M6D | 160 | 220 | 992 | 1540 | 95,2 | 95,7 | 95,6 | 0,78 | - | 310 | 180 | 3,3 | 8,0 | 2,7 | 4,36 | 1235 |
| 72 | 3SIE 355 ML6A | 200 | 270 | 989 | 1931 | 95,3 | 95,9 | 95,8 | 0,86 | - | 350 | 202 | 2,0 | 7,1 | 2,3 | 7,20 | 1740 |
| 73 | 3SIE 355 ML6B | 250 | 340 | 990 | 2412 | 95,5 | 96,0 | 95,8 | 0,86 | - | 438 | 253 | 2,1 | 7,2 | 2,4 | 8,60 | 1950 |
| 74 | 3SIE 355 H6C | 315 | 430 | 992 | 3033 | 96,0 | 96,3 | 96,1 | 0,86 | - | 550 | 318 | 2,0 | 7,1 | 2,2 | 12,70 | 2390 |
| 75 | 3SIE 355 H6D | 355 | 480 | 991 | 3421 | 95,9 | 96,3 | 96,1 | 0,86 | - | 620 | 358 | 1,9 | 7,0 | 2,3 | 13,60 | 2500 |

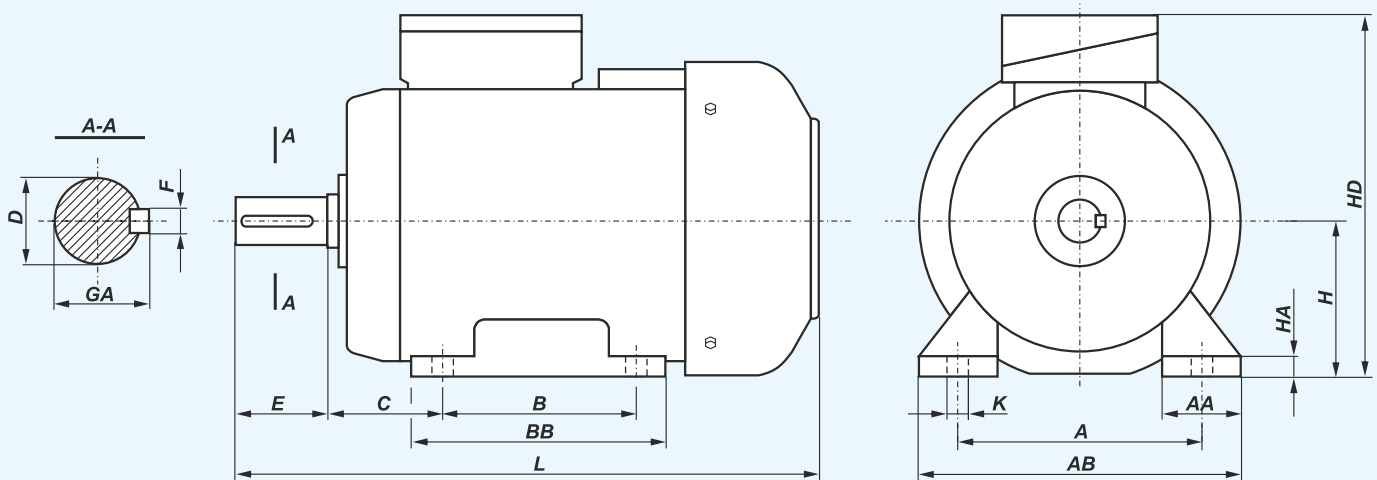
TECHNICAL DATA

As part of our development program the technical specifications indicated may change, and we reserve the right to alert or to amend any of this specifications without giving prior notice.

In any such instance, you will find any possible change on our web-site: www.cantonigroup.com

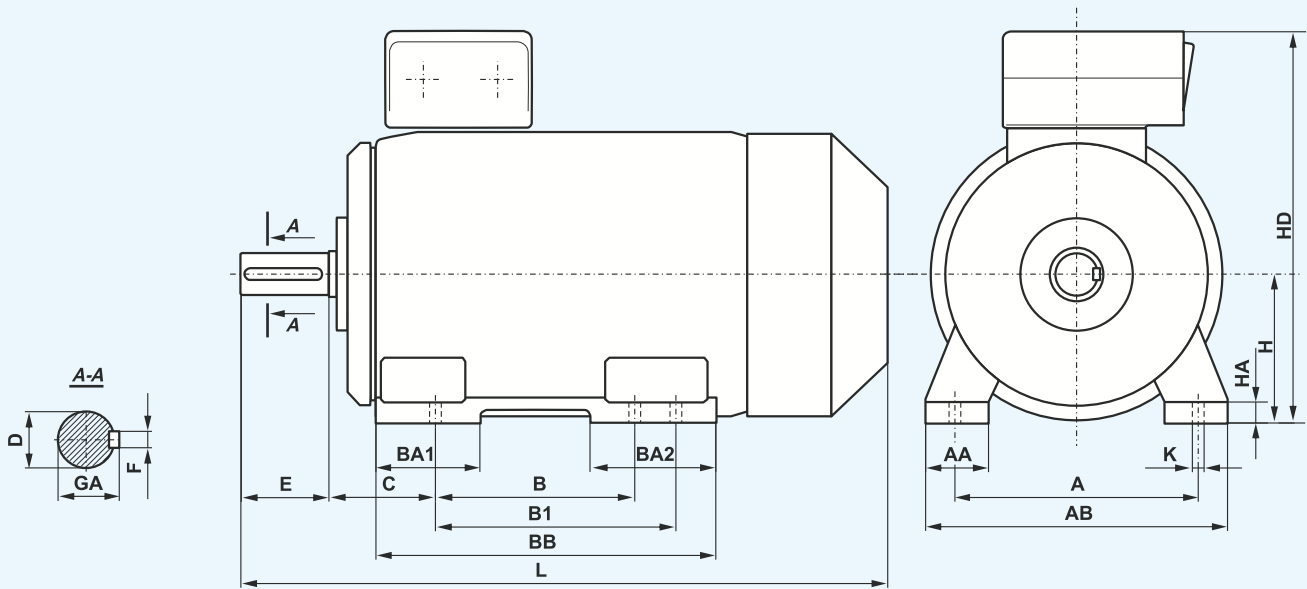
FOOT MOUNTED MOTORS - IM B3

DIMENSIONAL DRAWINGS



| Motor type | A | B | C | D | E | F | GA | H | K | AA | AB | BB | HA | HD | L |
|-----------------|-----|-----|-----|------|-----|------|------|-----|----|----|-----|-----|----|-----|-----|
| 3SIE 80-A | 125 | 100 | 50 | 19j6 | 40 | 6h9 | 21,5 | 80 | 10 | 55 | 160 | 130 | 9 | 199 | 278 |
| 3SIE 80-B | 125 | 100 | 50 | 19j6 | 40 | 6h9 | 21,5 | 80 | 10 | 55 | 160 | 130 | 9 | 199 | 306 |
| 3SIE 90S-2 | 140 | 100 | 56 | 24j6 | 50 | 8h9 | 27 | 90 | 10 | 41 | 170 | 153 | 10 | 228 | 331 |
| 3SIE 90L-2,6 | 140 | 125 | 56 | 24j6 | 50 | 8h9 | 27 | 90 | 10 | 41 | 170 | 153 | 10 | 228 | 356 |
| 3SIE 90S-4,6 | 140 | 125 | 56 | 24j6 | 50 | 8h9 | 27 | 90 | 10 | 41 | 170 | 153 | 10 | 228 | 356 |
| 3SIE 90L-4 | 140 | 125 | 56 | 24j6 | 50 | 8h9 | 27 | 90 | 10 | 41 | 170 | 153 | 10 | 228 | 376 |
| 3SIE 100L-2,6 | 160 | 140 | 63 | 28j6 | 60 | 8h9 | 31 | 100 | 12 | 44 | 197 | 174 | 14 | 250 | 377 |
| 3SIE 100L-4A,4B | 160 | 140 | 63 | 28j6 | 60 | 8h9 | 31 | 100 | 12 | 44 | 197 | 174 | 14 | 250 | 421 |
| 3SIE 112M-2,4,6 | 190 | 140 | 70 | 28j6 | 60 | 8h9 | 31 | 112 | 12 | 49 | 230 | 174 | 14 | 276 | 416 |
| 3SIE 132S | 216 | 140 | 89 | 38k6 | 80 | 10h9 | 41 | 132 | 12 | 61 | 266 | 220 | 18 | 329 | 512 |
| 3SIE 132M | 216 | 178 | 89 | 38k6 | 80 | 10h9 | 41 | 132 | 12 | 61 | 266 | 220 | 18 | 329 | 512 |
| 3SIE 160M | 254 | 210 | 108 | 42k6 | 110 | 12h9 | 45 | 160 | 15 | 81 | 320 | 300 | 25 | 383 | 643 |
| 3SIE 160L | 254 | 254 | 108 | 42k6 | 110 | 12h9 | 45 | 160 | 15 | 81 | 320 | 300 | 25 | 383 | 643 |
| 3SIE 180M-2,4 | 279 | 241 | 121 | 48k6 | 110 | 14h9 | 51,5 | 180 | 15 | 92 | 353 | 320 | 27 | 414 | 758 |
| 3SIE 180L-4,6 | 279 | 279 | 121 | 48k6 | 110 | 14h9 | 51,5 | 180 | 15 | 92 | 353 | 320 | 27 | 414 | 758 |

FOOT MOUNTED MOTORS - IM B3

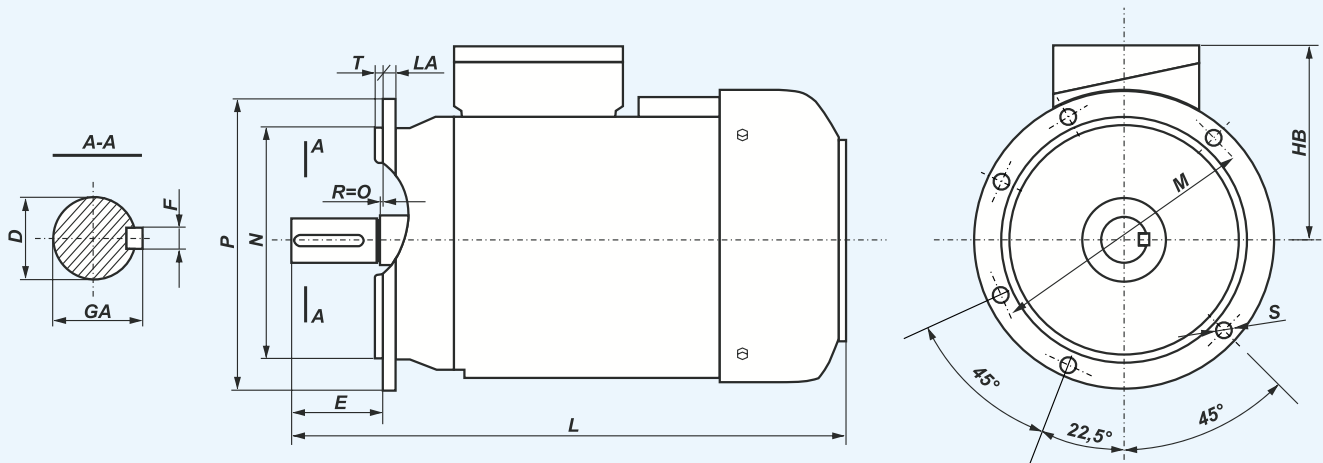


| Motor type | A | B | B1 | C | D | E | F | GA | H | HA | K | AA | AB | BA1 | BA2 | BB | HD | L |
|--------------------|-----|-----|-----|-----|-----|-----|----|------|-----|----|----|-----|-----|-----|-----|------|-----|------|
| 3SIE200 | 318 | 305 | - | 133 | 55 | 110 | 16 | 59 | 200 | 32 | 19 | 80 | 400 | 113 | 113 | 380 | 520 | 850 |
| 3SIE225S4 | 356 | 286 | 311 | 149 | 60 | 140 | 18 | 64 | 225 | 34 | 19 | 85 | 440 | 115 | 115 | 380 | 570 | 930 |
| 3SIE225M2 | 356 | 286 | 311 | 149 | 55 | 110 | 16 | 59 | 225 | 34 | 19 | 85 | 440 | 115 | 115 | 380 | 570 | 900 |
| 3SIE225M4-6 | 356 | 286 | 311 | 149 | 60 | 140 | 18 | 64 | 225 | 34 | 19 | 85 | 440 | 115 | 115 | 380 | 570 | 930 |
| 3SIE250M2 | 406 | 349 | - | 168 | 60 | 140 | 18 | 64 | 250 | 37 | 24 | 90 | 480 | 135 | 135 | 445 | 635 | 1010 |
| 3SIE250M4-6 | 406 | 349 | - | 168 | 65 | 140 | 18 | 69 | 250 | 37 | 24 | 90 | 480 | 135 | 135 | 445 | 635 | 1040 |
| 3SIE280S2 | 457 | 368 | 419 | 190 | 65 | 140 | 18 | 69 | 280 | 40 | 24 | 105 | 550 | 130 | 165 | 520 | 720 | 1135 |
| 3SIE280S4-6 | 457 | 368 | 419 | 190 | 75 | 140 | 20 | 79,5 | 280 | 40 | 24 | 105 | 550 | 130 | 165 | 520 | 720 | 1135 |
| 3SIE280M2 | 457 | 368 | 419 | 190 | 65 | 140 | 18 | 69 | 280 | 40 | 24 | 105 | 550 | 130 | 165 | 520 | 720 | 1135 |
| 3SIE280M4-6 | 457 | 368 | 419 | 190 | 75 | 140 | 20 | 79,5 | 280 | 40 | 24 | 105 | 550 | 130 | 165 | 520 | 720 | 1135 |
| 3SIE315S2 | 508 | 406 | 457 | 216 | 65 | 140 | 18 | 69 | 315 | 48 | 28 | 120 | 610 | 160 | 160 | 565 | 805 | 1235 |
| 3SIE315S4-6 | 508 | 406 | 457 | 216 | 80 | 170 | 22 | 85 | 315 | 48 | 28 | 120 | 610 | 160 | 160 | 565 | 805 | 1265 |
| 3SIE315M2A;B | 508 | 406 | 457 | 216 | 65 | 140 | 18 | 69 | 315 | 48 | 28 | 120 | 610 | 160 | 160 | 565 | 805 | 1235 |
| 3SIE315M4A;B;6A | 508 | 406 | 457 | 216 | 80 | 170 | 22 | 85 | 315 | 48 | 28 | 120 | 610 | 160 | 160 | 565 | 805 | 1265 |
| 3SIE280M6B | 508 | 406 | 457 | 216 | 80 | 170 | 22 | 85 | 315 | 48 | 28 | 135 | 610 | 135 | 205 | 600 | 805 | 1355 |
| 3SIE315M2C | 508 | 406 | 457 | 216 | 70 | 140 | 20 | 74,5 | 315 | 48 | 28 | 135 | 610 | 135 | 205 | 600 | 805 | 1290 |
| 3SIE315M4C | 508 | 406 | 457 | 216 | 80 | 170 | 22 | 85 | 315 | 48 | 28 | 135 | 610 | 135 | 205 | 600 | 805 | 1320 |
| 3SIE315M6C | 508 | 406 | 457 | 216 | 80 | 170 | 22 | 85 | 315 | 48 | 28 | 135 | 610 | 135 | 205 | 600 | 805 | 1320 |
| 3SIE315M6D | 508 | 406 | 457 | 216 | 90 | 170 | 25 | 95 | 315 | 48 | 28 | 135 | 610 | 135 | 205 | 600 | 805 | 1320 |
| 3SIE 355 ML (2) | 610 | 560 | 630 | 254 | 80 | 170 | 22 | 85 | 355 | 50 | 28 | 150 | 720 | 250 | 300 | 890 | 935 | 1580 |
| 3SIE 355 ML (4, 6) | 610 | 560 | 630 | 254 | 100 | 210 | 28 | 106 | 355 | 50 | 28 | 150 | 720 | 250 | 300 | 890 | 935 | 1620 |
| 3SIE 355 H (2) | 610 | 900 | - | 200 | 70 | 140 | 20 | 74,5 | 355 | 45 | 28 | 160 | 730 | 265 | 265 | 1045 | 995 | 1800 |
| 3SIE 355 H (4, 6) | 610 | 900 | - | 200 | 100 | 210 | 28 | 106 | 355 | 45 | 28 | 160 | 730 | 265 | 265 | 1045 | 995 | 1870 |

DIMENSIONAL DRAWINGS

FLANGE MOUNTED MOTORS - IM B5, IM V1

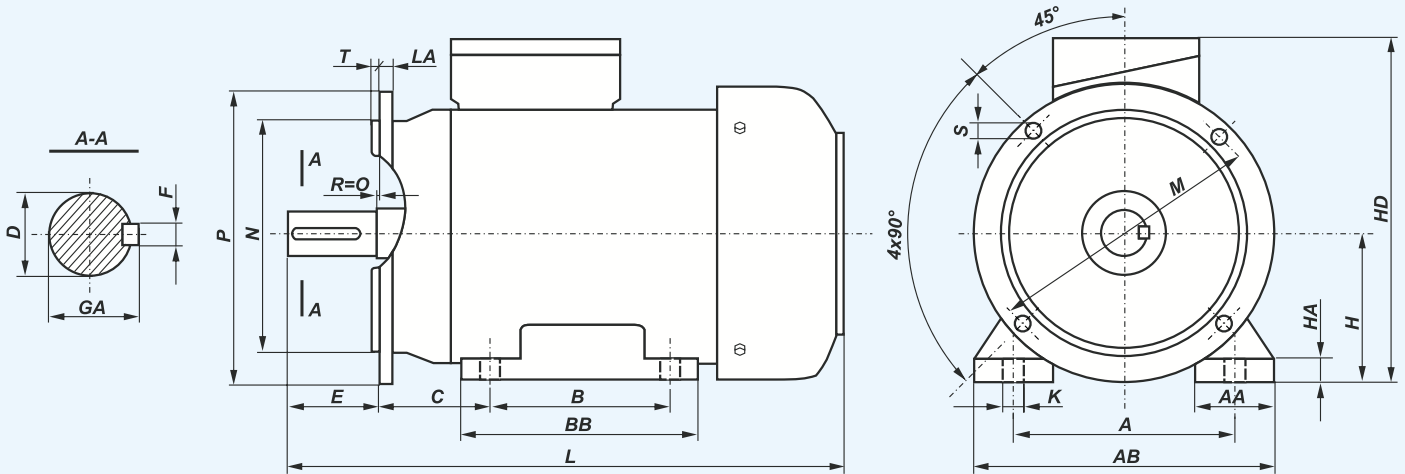
DIMENSIONAL DRAWINGS



| Motor type | D | E | F | GA | M | N | P | LA | T | HB | L | S (φ) | S (holes) |
|-----------------------|-------|-----|------|------|-----|-------|-----|------|-----|-----|------|-------|-----------|
| 3SIEK 80-.A | 19j6 | 40 | 6h9 | 21,5 | 165 | 130j6 | 200 | 10 | 3,5 | 119 | 278 | 12 | 4 |
| 3SIEK 80-.B | 19j6 | 40 | 6h9 | 21,5 | 165 | 130j6 | 200 | 10 | 3,5 | 119 | 306 | 12 | 4 |
| 3SIEK 90S-2 | 24j6 | 50 | 8h9 | 27 | 165 | 130j6 | 200 | 8 | 3,5 | 139 | 331 | 12 | 4 |
| 3SIEK 90L-2,6 | 24j6 | 50 | 8h9 | 27 | 165 | 130j6 | 200 | 8 | 3,5 | 139 | 356 | 12 | 4 |
| 3SIEK 90S-4,6 | 24j6 | 50 | 8h9 | 27 | 165 | 130j6 | 200 | 8 | 3,5 | 139 | 356 | 12 | 4 |
| 3SIEK 90L-4 | 24j6 | 50 | 8h9 | 27 | 165 | 130j6 | 200 | 8 | 3,5 | 139 | 376 | 12 | 4 |
| 3SIEK 100L-2,6 | 28j6 | 60 | 8h9 | 31 | 215 | 180j6 | 250 | 11 | 4 | 150 | 377 | 15 | 4 |
| 3SIEK 100L-4A,4B | 28j6 | 60 | 8h9 | 31 | 215 | 180j6 | 250 | 11 | 4 | 150 | 421 | 15 | 4 |
| 3SIEK 112M-2,4,6 | 28j6 | 60 | 8h9 | 31 | 215 | 180j6 | 250 | 12 | 4 | 165 | 416 | 15 | 4 |
| 3SIEK 132S | 38k6 | 80 | 10h9 | 41 | 265 | 230j6 | 300 | 12 | 4 | 197 | 512 | 15 | 4 |
| 3SIEK 132M | 38k6 | 80 | 10h9 | 41 | 265 | 230j6 | 300 | 12 | 4 | 197 | 512 | 15 | 4 |
| 3SIEK 160M | 42k6 | 110 | 12h9 | 45 | 300 | 250j6 | 350 | 13 | 5 | 223 | 643 | 19 | 4 |
| 3SIEK 160L | 42k6 | 110 | 12h9 | 45 | 300 | 250j6 | 350 | 13 | 5 | 223 | 643 | 19 | 4 |
| 3SIEK 180M-2,4 | 48k6 | 110 | 14h9 | 51,5 | 300 | 250j6 | 350 | 13 | 5 | 234 | 758 | 19 | 4 |
| 3SIEK 180L-4,6 | 48k6 | 110 | 14h9 | 51,5 | 300 | 250j6 | 350 | 13 | 5 | 234 | 758 | 19 | 4 |
| 3SIEK 200 | 55 | 110 | 16 | 59 | 350 | 300 | 400 | 16,5 | 5 | 320 | 850 | 19 | 4 |
| 3SIEK 225S4 | 60 | 140 | 18 | 64 | 400 | 350 | 450 | 18 | 5 | 345 | 930 | 19 | 8 |
| 3SIEK 225M2 | 55 | 110 | 16 | 59 | 400 | 350 | 450 | 18 | 5 | 345 | 900 | 19 | 8 |
| 3SIEK 225M4-6 | 60 | 140 | 18 | 64 | 400 | 350 | 450 | 18 | 5 | 345 | 930 | 19 | 8 |
| 3SIEK 250M2 | 60 | 140 | 18 | 64 | 500 | 450 | 550 | 23 | 5 | 385 | 1010 | 19 | 8 |
| 3SIEK 250M4-6 | 65 | 140 | 18 | 69 | 500 | 450 | 550 | 23 | 5 | 385 | 1040 | 19 | 8 |
| 3SIEK 280S2 | 65 | 140 | 18 | 69 | 500 | 450 | 550 | 23 | 5 | 440 | 1135 | 19 | 8 |
| 3SIEK 280S4-6 | 75 | 140 | 20 | 79,5 | 500 | 450 | 550 | 23 | 5 | 440 | 1135 | 19 | 8 |
| 3SIEK 280M2 | 65 | 140 | 18 | 69 | 500 | 450 | 550 | 23 | 5 | 440 | 1135 | 19 | 8 |
| 3SIEK 280M4-6 | 75 | 140 | 20 | 79,5 | 500 | 450 | 550 | 23 | 5 | 440 | 1135 | 19 | 8 |
| 3SIEK 315S2* | 65 | 140 | 18 | 69 | 600 | 550 | 660 | 23 | 6 | 490 | 1235 | 24 | 8 |
| 3SIEK 315S4-6* | 80 | 170 | 22 | 85 | 600 | 550 | 660 | 23 | 6 | 490 | 1265 | 24 | 8 |
| 3SIEK 315M2A;B* | 65 | 140 | 18 | 69 | 600 | 550 | 660 | 23 | 6 | 490 | 1235 | 24 | 8 |
| 3SIEK 315M4A;B;6A* | 80 | 170 | 22 | 85 | 600 | 550 | 660 | 23 | 6 | 490 | 1265 | 24 | 8 |
| 3SIEK 315M6B* | 80 | 170 | 22 | 85 | 600 | 550 | 660 | 23 | 6 | 490 | 1355 | 24 | 8 |
| 3SIEK 315M2C* | 70 | 140 | 20 | 74,5 | 600 | 550 | 660 | 23 | 6 | 490 | 1290 | 24 | 8 |
| 3SIEK 315M4C* | 80 | 170 | 22 | 85 | 600 | 550 | 660 | 23 | 6 | 490 | 1320 | 24 | 8 |
| 3SIEK 315M6C* | 80 | 170 | 22 | 85 | 600 | 550 | 660 | 23 | 6 | 490 | 1320 | 24 | 8 |
| 3SIEK 315M6D* | 90 | 170 | 25 | 95 | 600 | 550 | 660 | 23 | 6 | 490 | 1320 | 24 | 8 |
| 3SIEK 355 ML (4 - 6)* | 100m6 | 210 | 28h9 | 106 | 740 | 680 | 800 | 24 | 6 | 580 | 1620 | 22 | 8 |
| 3SIEK 355 H (4 - 6)* | 100m6 | 210 | 28h9 | 106 | 740 | 680 | 800 | 24 | 6 | 638 | 1955 | 22 | 8 |

* only in vertical position IM V1

FOOT/FLANGE MOUNTED MOTORS - IM B35

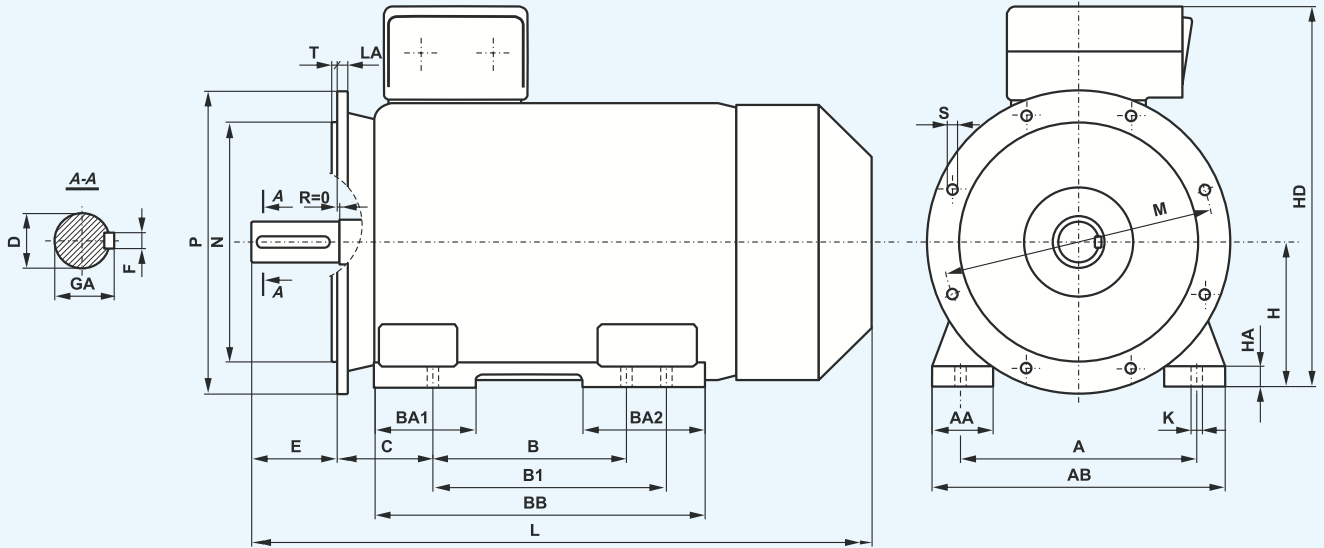


| Motor type | A | B | C | D | E | F | GA | H | K | M | N | P | S | LA | T | AA | AB | BB | HA | HD | L |
|------------------|-----|-----|-----|------|-----|------|------|-----|----|-----|-------|-----|----|----|-----|----|-----|-----|----|-----|-----|
| 3SIEL 80-A | 125 | 100 | 50 | 19j6 | 40 | 6h9 | 21,5 | 80 | 10 | 165 | 130j6 | 200 | 12 | 10 | 3,5 | 55 | 160 | 130 | 9 | 200 | 278 |
| 3SIEL 80-B | 125 | 100 | 50 | 19j6 | 40 | 6h9 | 21,5 | 80 | 10 | 165 | 130j6 | 200 | 12 | 10 | 3,5 | 55 | 160 | 130 | 9 | 200 | 306 |
| 3SIEL 90S-2 | 140 | 100 | 56 | 24j6 | 50 | 8h9 | 27 | 90 | 10 | 165 | 130j6 | 200 | 12 | 8 | 3,5 | 41 | 170 | 153 | 10 | 228 | 331 |
| 3SIEL 90L-2,6 | 140 | 125 | 56 | 24j6 | 50 | 8h9 | 27 | 90 | 10 | 165 | 130j6 | 200 | 12 | 8 | 3,5 | 41 | 170 | 153 | 10 | 228 | 356 |
| 3SIEL 90S-4,6 | 140 | 100 | 56 | 24j6 | 50 | 8h9 | 27 | 90 | 10 | 165 | 130j6 | 200 | 12 | 8 | 3,5 | 41 | 170 | 153 | 10 | 228 | 356 |
| 3SIEL 90L-4 | 140 | 100 | 56 | 24j6 | 50 | 8h9 | 27 | 90 | 10 | 165 | 130j6 | 200 | 12 | 8 | 3,5 | 41 | 170 | 153 | 10 | 228 | 376 |
| 3SIEL 100L-2,6 | 160 | 140 | 63 | 28j6 | 60 | 8h9 | 31 | 100 | 12 | 215 | 180j6 | 250 | 15 | 11 | 4 | 44 | 197 | 174 | 14 | 250 | 377 |
| 3SIEL 100L-4A,4B | 160 | 140 | 63 | 28j6 | 60 | 8h9 | 31 | 100 | 12 | 215 | 180j6 | 250 | 15 | 11 | 4 | 44 | 197 | 174 | 14 | 250 | 421 |
| 3SIEL 112M-2,4,6 | 190 | 140 | 70 | 28j6 | 60 | 8h9 | 31 | 112 | 12 | 215 | 180j6 | 250 | 15 | 12 | 4 | 49 | 230 | 174 | 14 | 276 | 416 |
| 3SIEL 132S | 216 | 140 | 89 | 38k6 | 80 | 10h9 | 41 | 132 | 12 | 265 | 230j6 | 300 | 15 | 12 | 4 | 61 | 266 | 220 | 18 | 329 | 512 |
| 3SIEL 132M | 216 | 178 | 89 | 38k6 | 80 | 10h9 | 41 | 132 | 12 | 265 | 230j6 | 300 | 15 | 12 | 4 | 61 | 266 | 220 | 18 | 329 | 512 |
| 3SIEL 160M | 254 | 210 | 108 | 42k6 | 110 | 12h9 | 45 | 160 | 15 | 300 | 250j6 | 350 | 19 | 13 | 5 | 81 | 320 | 200 | 25 | 383 | 643 |
| 3SIEL 160L | 254 | 254 | 108 | 42k6 | 110 | 12h9 | 45 | 160 | 15 | 300 | 250j6 | 350 | 19 | 13 | 5 | 81 | 320 | 300 | 25 | 383 | 643 |
| 3SIEL 180M | 279 | 241 | 121 | 48k6 | 110 | 14h9 | 51,5 | 180 | 15 | 300 | 250j6 | 350 | 19 | 13 | 5 | 92 | 353 | 320 | 27 | 414 | 758 |
| 3SIEL 180L | 279 | 279 | 121 | 48k6 | 110 | 14h9 | 51,5 | 180 | 15 | 300 | 250j6 | 350 | 19 | 13 | 5 | 92 | 353 | 320 | 27 | 414 | 758 |

DIMENSIONAL DRAWINGS

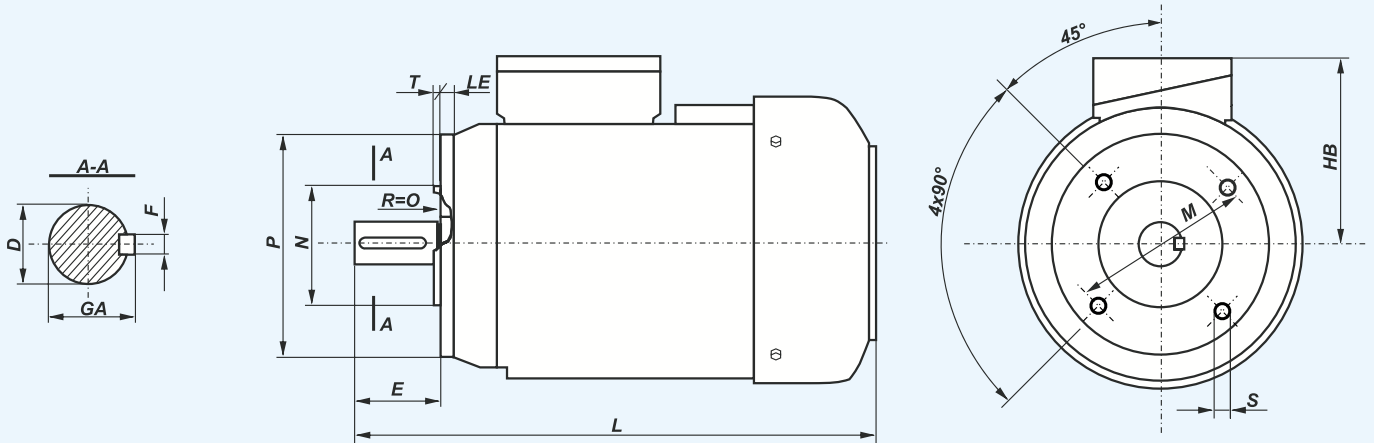
FOOT/FLANGE MOUNTED MOTORS - IM B35

DIMENSIONAL DRAWINGS



| Motor type | A | B | B1 | C | D | E | F | GA | H | HA | K | AA | AB | BA1 | BA2 | BB | HD | LA | P | M | N | T | L | S (∅) | S (holes) |
|--------------------|-----|-----|-----|-----|-----|-----|----|------|-----|----|----|-----|-----|-----|-----|------|-----|------|-----|-----|-----|---|------|-------|-----------|
| 3SIEL 200 | 318 | 305 | - | 133 | 55 | 110 | 16 | 59 | 200 | 32 | 19 | 80 | 400 | 113 | 113 | 380 | 520 | 16,5 | 400 | 350 | 300 | 5 | 850 | 19 | 4 |
| 3SIEL 225S4 | 356 | 286 | 311 | 149 | 60 | 140 | 18 | 64 | 225 | 34 | 19 | 85 | 440 | 115 | 115 | 380 | 570 | 18 | 450 | 400 | 350 | 5 | 930 | 19 | 8 |
| 3SIEL 225M2 | 356 | 286 | 311 | 149 | 55 | 110 | 16 | 59 | 225 | 34 | 19 | 85 | 440 | 115 | 115 | 380 | 570 | 18 | 450 | 400 | 350 | 5 | 900 | 19 | 8 |
| 3SIEL 225M4-6 | 356 | 286 | 311 | 149 | 60 | 140 | 18 | 64 | 225 | 34 | 19 | 85 | 440 | 115 | 115 | 380 | 570 | 18 | 450 | 400 | 350 | 5 | 930 | 19 | 8 |
| 3SIEL 250M2 | 406 | 349 | - | 168 | 60 | 140 | 18 | 64 | 250 | 37 | 24 | 90 | 480 | 135 | 135 | 445 | 635 | 23 | 550 | 500 | 450 | 5 | 1010 | 19 | 8 |
| 3SIEL 250M4-6 | 406 | 349 | - | 168 | 65 | 140 | 18 | 69 | 250 | 37 | 24 | 90 | 480 | 135 | 135 | 445 | 635 | 23 | 550 | 500 | 450 | 5 | 1040 | 19 | 8 |
| 3SIEL 280S2 | 457 | 368 | 419 | 190 | 65 | 140 | 18 | 69 | 280 | 40 | 24 | 105 | 550 | 130 | 165 | 520 | 720 | 23 | 550 | 500 | 450 | 5 | 1135 | 19 | 8 |
| 3SIEL 280S4-6 | 457 | 368 | 419 | 190 | 75 | 140 | 20 | 79,5 | 280 | 40 | 24 | 105 | 550 | 130 | 165 | 520 | 720 | 23 | 550 | 500 | 450 | 5 | 1135 | 19 | 8 |
| 3SIEL 280M2 | 457 | 368 | 419 | 190 | 65 | 140 | 18 | 69 | 280 | 40 | 24 | 105 | 550 | 130 | 165 | 520 | 720 | 23 | 550 | 500 | 450 | 5 | 1135 | 19 | 8 |
| 3SIEL 280M4-6 | 457 | 368 | 419 | 190 | 75 | 140 | 20 | 79,5 | 280 | 40 | 24 | 105 | 550 | 130 | 165 | 520 | 720 | 23 | 550 | 500 | 450 | 5 | 1135 | 19 | 8 |
| 3SIEL 315S2 | 508 | 406 | 457 | 216 | 65 | 140 | 18 | 69 | 315 | 48 | 28 | 120 | 610 | 160 | 160 | 565 | 805 | 23 | 660 | 600 | 550 | 6 | 1235 | 24 | 8 |
| 3SIEL 315S4-6 | 508 | 406 | 457 | 216 | 80 | 170 | 22 | 85 | 315 | 48 | 28 | 120 | 610 | 160 | 160 | 565 | 805 | 23 | 660 | 600 | 550 | 6 | 1265 | 24 | 8 |
| 3SIEL 315M2A;B | 508 | 406 | 457 | 216 | 65 | 140 | 18 | 69 | 315 | 48 | 28 | 120 | 610 | 160 | 160 | 565 | 805 | 23 | 660 | 600 | 550 | 6 | 1235 | 24 | 8 |
| 3SIEL 315M4A;B;6A | 508 | 406 | 457 | 216 | 80 | 170 | 22 | 85 | 315 | 48 | 28 | 120 | 610 | 160 | 160 | 565 | 805 | 23 | 660 | 600 | 550 | 6 | 1265 | 24 | 8 |
| 3SIEL 315M6B | 508 | 406 | 457 | 216 | 80 | 170 | 22 | 85 | 315 | 48 | 28 | 135 | 610 | 135 | 205 | 600 | 805 | 23 | 660 | 600 | 550 | 6 | 1355 | 24 | 8 |
| 3SIEL 315M2C | 508 | 406 | 457 | 216 | 70 | 140 | 20 | 74,5 | 315 | 48 | 28 | 135 | 610 | 135 | 205 | 600 | 805 | 23 | 660 | 600 | 550 | 6 | 1290 | 24 | 8 |
| 3SIEL 315M4C | 508 | 406 | 457 | 216 | 80 | 170 | 22 | 85 | 315 | 48 | 28 | 135 | 610 | 135 | 205 | 600 | 805 | 23 | 660 | 600 | 550 | 6 | 1320 | 24 | 8 |
| 3SIEL 315M6C | 508 | 406 | 457 | 216 | 80 | 170 | 22 | 85 | 315 | 48 | 28 | 135 | 610 | 135 | 205 | 600 | 805 | 23 | 660 | 600 | 550 | 6 | 1320 | 24 | 8 |
| 3SIEL 315M6D | 508 | 406 | 457 | 216 | 90 | 170 | 25 | 95 | 315 | 48 | 28 | 135 | 610 | 135 | 205 | 600 | 805 | 23 | 660 | 600 | 550 | 6 | 1320 | 24 | 8 |
| 3SIEL 355 ML (2) | 610 | 560 | 630 | 254 | 80 | 170 | 22 | 85 | 355 | 50 | 28 | 150 | 720 | 250 | 300 | 890 | 935 | 24 | 800 | 740 | 680 | 6 | 1580 | 22 | 8 |
| 3SIEL 355 ML (4,6) | 610 | 560 | 630 | 254 | 100 | 210 | 28 | 106 | 355 | 50 | 28 | 150 | 720 | 250 | 300 | 890 | 935 | 24 | 800 | 740 | 680 | 6 | 1620 | 22 | 8 |
| 3SIEL 355 H (2) | 610 | 900 | - | 254 | 70 | 140 | 20 | 74,5 | 355 | 45 | 28 | 160 | 730 | 265 | 265 | 1045 | 995 | 24 | 800 | 740 | 680 | 6 | 1854 | 22 | 8 |
| 3SIEL 355 H (4,6) | 610 | 900 | - | 254 | 100 | 210 | 28 | 106 | 355 | 45 | 28 | 160 | 730 | 265 | 265 | 1045 | 995 | 24 | 800 | 740 | 680 | 6 | 1924 | 22 | 8 |

FLANGE MOUNTED MOTORS - IM B14

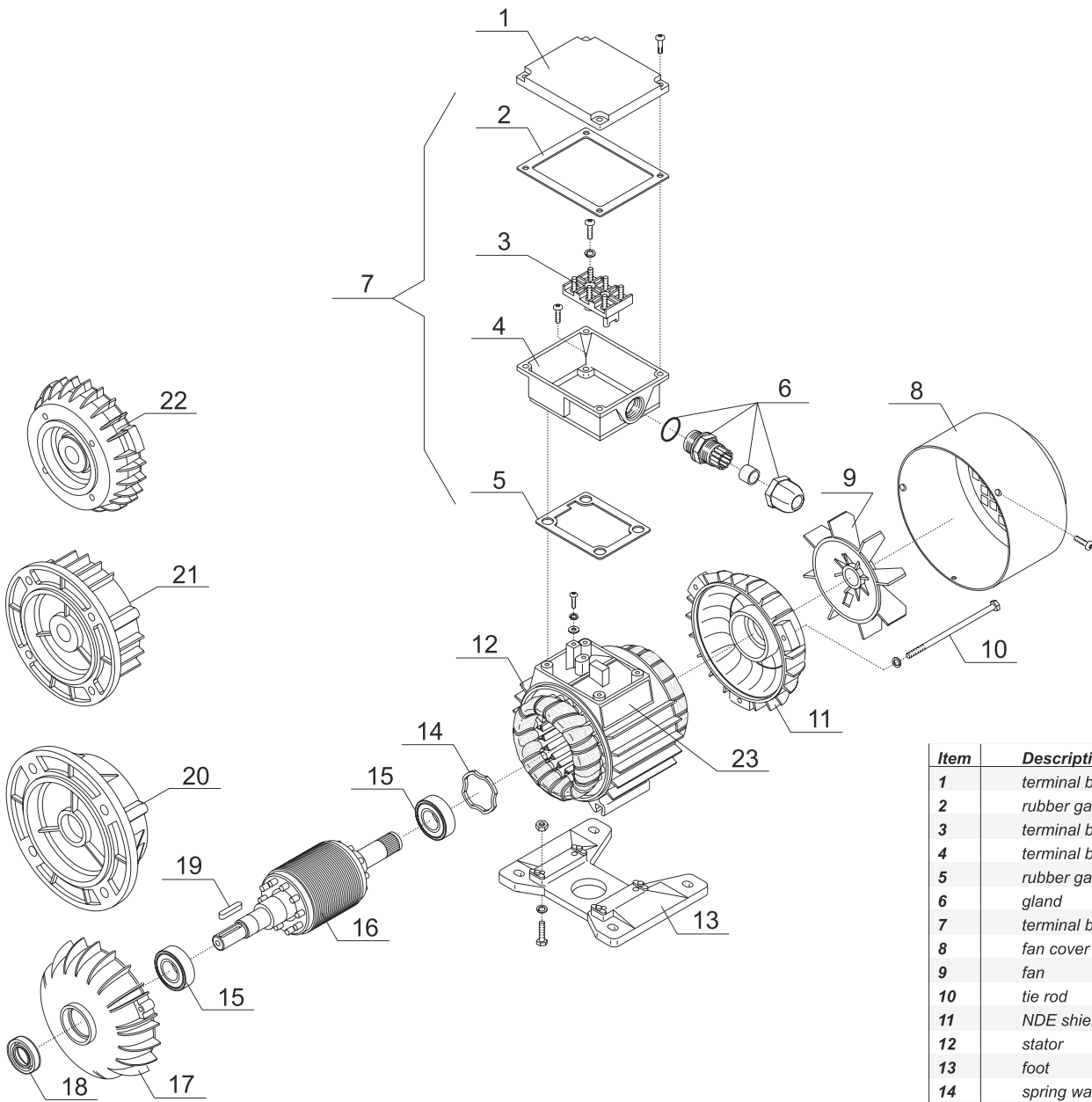


| Motor type | Flange | D | E | F | GA | M | N | P | S | T | LE | HB | L |
|-----------------|--------|------|----|------|------|-----|-------|-----|-----|-----|----|-----|-----|
| 3SIEK 80- .A1 | B14/C1 | 19j6 | 40 | 6h9 | 21,5 | 130 | 110j6 | 160 | M8 | 3,5 | 14 | 119 | 278 |
| 3SIEK 80- .A2 | B14/C2 | 19j6 | 40 | 6h9 | 21,5 | 100 | 80j6 | 120 | M6 | 3 | 12 | 119 | 306 |
| 3SIEK 80- .B1 | B14/C1 | 19j6 | 40 | 6h9 | 21,5 | 130 | 110j6 | 160 | M8 | 3,5 | 14 | 119 | 278 |
| 3SIEK 80- .B2 | B14/C2 | 19j6 | 40 | 6h9 | 21,5 | 100 | 80j6 | 120 | M6 | 3 | 12 | 119 | 306 |
| 3SIEK 90S 2 | B14/C1 | 24j6 | 50 | 8h9 | 27 | 130 | 110j6 | 160 | M8 | 3,5 | 10 | 139 | 331 |
| 3SIEK 90S 2 | B14/C2 | 24j6 | 50 | 8h9 | 27 | 115 | 95j6 | 140 | M8 | 3 | 10 | 139 | 331 |
| 3SIEK 90L 2,6 | B14/C1 | 24j6 | 50 | 8h9 | 27 | 130 | 110j6 | 160 | M8 | 3,5 | 10 | 139 | 356 |
| 3SIEK 90L 2,6 | B14/C2 | 24j6 | 50 | 8h9 | 27 | 115 | 95j6 | 140 | M8 | 3 | 10 | 139 | 356 |
| 3SIEK 90S 4,6 | B14/C1 | 24j6 | 50 | 8h9 | 27 | 130 | 110j6 | 160 | M8 | 3,5 | 10 | 139 | 356 |
| 3SIEK 90S 4,6 | B14/C2 | 24j6 | 50 | 8h9 | 27 | 115 | 95j6 | 140 | M8 | 3 | 10 | 139 | 356 |
| 3SIEK 90L 4 | B14/C1 | 24j6 | 50 | 8h9 | 27 | 130 | 110j6 | 160 | M8 | 3,5 | 10 | 139 | 376 |
| 3SIEK 90L 4 | B14/C2 | 24j6 | 50 | 8h9 | 27 | 115 | 95j6 | 140 | M8 | 3 | 10 | 139 | 376 |
| 3SIEK 100L2,6 | B14/C1 | 28j6 | 60 | 8h9 | 31 | 165 | 130j6 | 200 | M10 | 3,5 | 12 | 150 | 377 |
| 3SIEK 100L2,6 | B14/C2 | 28j6 | 60 | 8h9 | 31 | 130 | 110j6 | 160 | M8 | 3,5 | 12 | 150 | 377 |
| 3SIEK 100L4A,4B | B14/C1 | 28j6 | 60 | 8h9 | 31 | 165 | 130j6 | 200 | M10 | 3,5 | 12 | 150 | 421 |
| 3SIEK 100L4A,4B | B14/C2 | 28j6 | 60 | 8h9 | 31 | 130 | 110j6 | 160 | M8 | 3,5 | 12 | 150 | 421 |
| 3SIEK 112M2,4,6 | B14/C1 | 28j6 | 60 | 8h9 | 31 | 165 | 130j6 | 200 | M10 | 3,5 | 12 | 165 | 416 |
| 3SIEK 112M2,4,6 | B14/C2 | 28j6 | 60 | 8h9 | 31 | 130 | 110j6 | 160 | M8 | 3,5 | 12 | 165 | 416 |
| 3SIEK 132S | B14/C1 | 38k6 | 80 | 10h9 | 41 | 215 | 180j6 | 250 | M12 | 4 | 12 | 197 | 512 |
| 3SIEK 132S | B14/C2 | 38k6 | 80 | 10h9 | 41 | 165 | 130j6 | 200 | M10 | 3,5 | 12 | 197 | 512 |
| 3SIEK 132M | B14/C1 | 38k6 | 80 | 10h9 | 41 | 215 | 180j6 | 250 | M12 | 4 | 12 | 197 | 512 |
| 3SIEK 132M | B14/C2 | 38k6 | 80 | 10h9 | 41 | 165 | 130j6 | 200 | M10 | 3,5 | 12 | 197 | 512 |

DIMENSIONAL DRAWINGS

Frame Size: 80

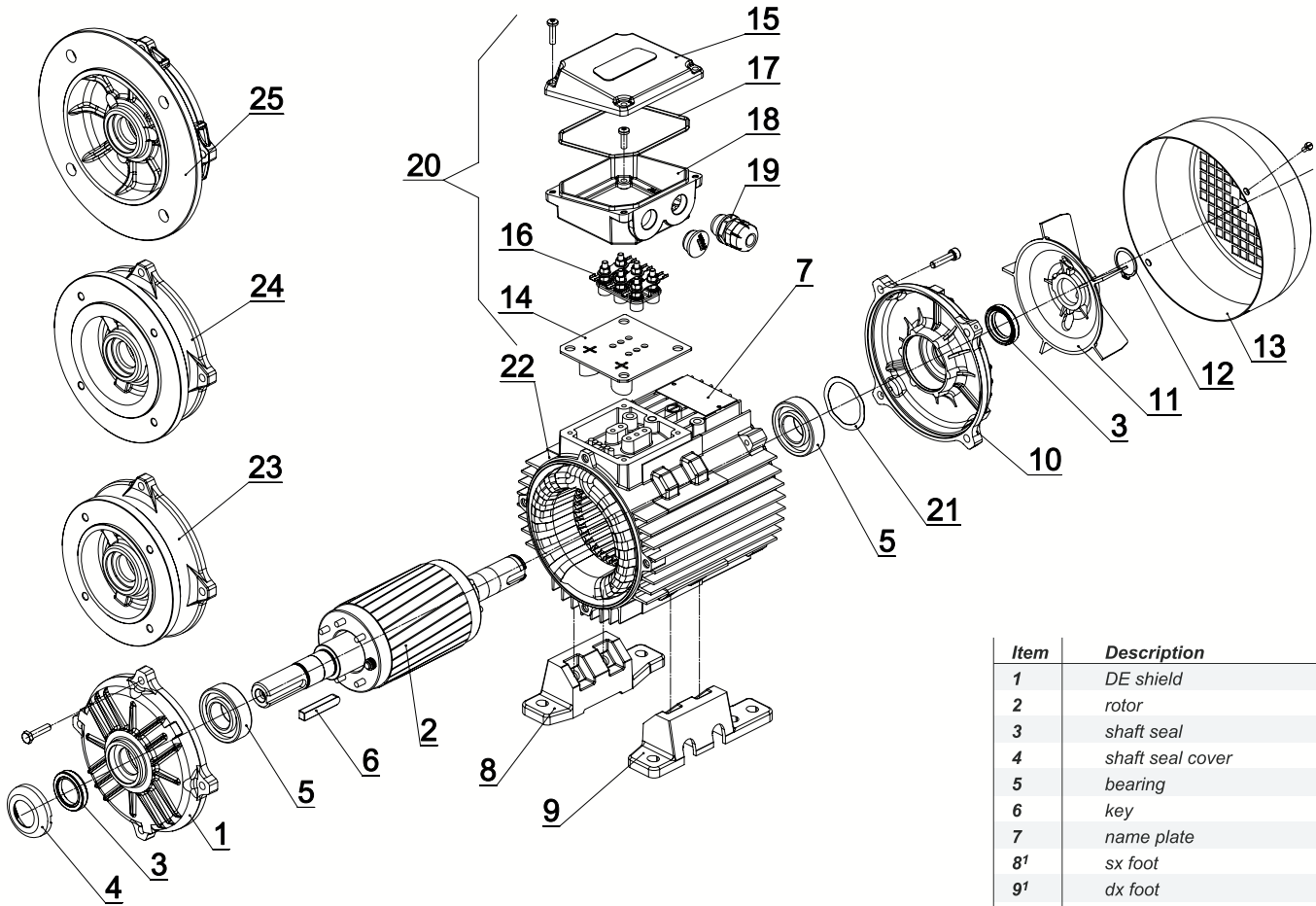
LIST OF MOTOR PARTS



| Item | Description |
|------|-----------------------|
| 1 | terminal box cover |
| 2 | rubber gasket |
| 3 | terminal board |
| 4 | terminal box |
| 5 | rubber gasket |
| 6 | gland |
| 7 | terminal box complete |
| 8 | fan cover |
| 9 | fan |
| 10 | tie rod |
| 11 | NDE shield |
| 12 | stator |
| 13 | foot |
| 14 | spring washer |
| 15 | bearing |
| 16 | rotor |
| 17 | DE shield |
| 18 | shaft seal |
| 19 | key |
| 20 | flange B5 |
| 21 | flange B14/C1 |
| 22 | flange B14/C2 |
| 23 | name plate |

DE - drive end
NDE - non drive end

Frame Size: 90÷180



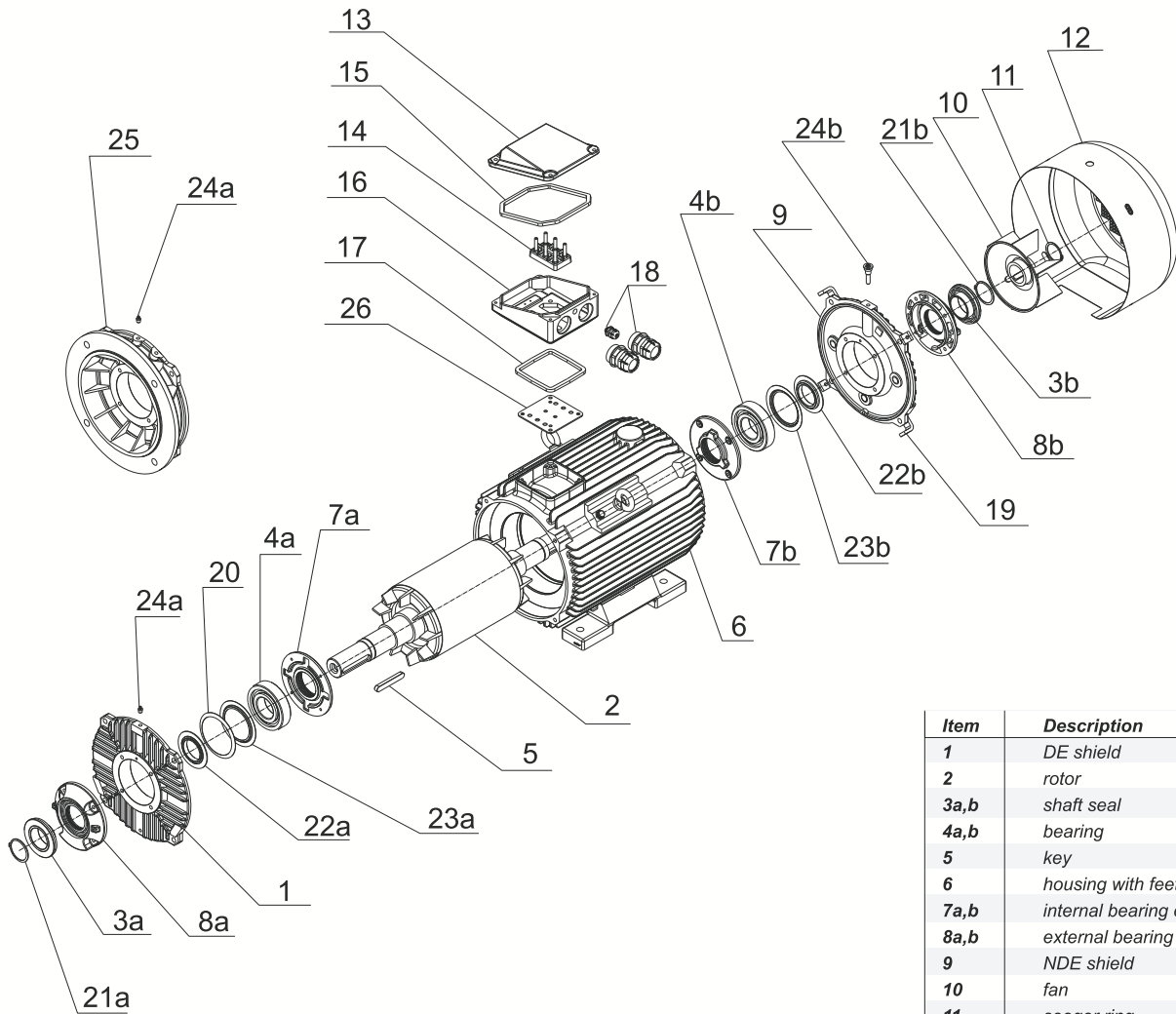
| Item | Description |
|-----------------|-----------------------|
| 1 | DE shield |
| 2 | rotor |
| 3 | shaft seal |
| 4 | shaft seal cover |
| 5 | bearing |
| 6 | key |
| 7 | name plate |
| 8 ¹ | sx foot |
| 9 ¹ | dx foot |
| 10 | NDE shield |
| 11 | fan |
| 12 | seeger ring |
| 13 | fan cover |
| 14 | rubber gasket |
| 15 | terminal box cover |
| 16 | terminal board |
| 17 | rubber gasket |
| 18 | terminal box |
| 19 | glands |
| 20 | terminal box complete |
| 21 | spring washer |
| 22 | stator |
| 23 ² | flange B14/C2 |
| 24 ² | flange B14/C1 |
| 25 | flange B5 |

DE - drive end
NDE - non drive end

¹ - for frame size 132 - 180 feet can be screwed or integrated with the motor housing,
² - only for frame size 90 - 132.

LIST OF MOTOR PARTS

Frame Size: 200÷355



| Item | Description |
|-------|-----------------------|
| 1 | DE shield |
| 2 | rotor |
| 3a,b | shaft seal |
| 4a,b | bearing |
| 5 | key |
| 6 | housing with feet |
| 7a,b | internal bearing cap |
| 8a,b | external bearing cap |
| 9 | NDE shield |
| 10 | fan |
| 11 | seeger ring |
| 12 | fan cover |
| 13 | terminal box cover |
| 14 | terminal board |
| 15 | rubber gasket |
| 16 | terminal box housing |
| 17 | rubber gasket |
| 18 | cable glands |
| 19 | fan cover support |
| 20 | spring washer |
| 21a,b | seeger ring |
| 22a,b | grease shield |
| 23a,b | bearing internal ring |
| 24a,b | grease nipple |
| 25 | flange B5 |
| 26 | rubber gasket |

DE - drive end
NDE - non drive end

PRODUCTION PROGRAM

GENERAL PURPOSE 3-PHASE INDUCTION MOTORS

GENERAL PURPOSE 1-PHASE INDUCTION MOTORS

HIGH VOLTAGE INDUCTION MOTORS

- Totally enclosed motors IP55
- Totally enclosed motors for power engineering IP55
- Open drip proof motors IP23

MOTORS WITH INCREASED RATED OUTPUT

MOTORS WITH FOREIGN COOLING

- Motors with foreign cooling IP54 (IP55)
- Motors with foreign cooling IP20

3-PHASE INDUCTION MOTORS FOR PUMPS

- Standard motors for pumps
- Explosion-proof motors for pumps
- Explosion-proof marine motors for pumps

MOTORS TO BE BUILT-IN

- 1-phase motors to be built-in
- 3-phase motors to be built-in

BRAKE MOTORS

- Brake motors (with DC brake)
- Brake motors (with AC brake)

EXPLOSION-PROOF MOTORS

- Increased safety motors
- Flame-proof motors
- Flame-proof marine motors
- Special purpose flame-proof motors for mining
- Special purpose flame-proof motors for chemical industry
- Special purpose flame-proof marine motors
- High voltage flame-proof motors

MOTORS FOR AXIAL-FLOW FANS

- 1-phase motors for axial-flow fans
- 3-phase motors for axial-flow fans
- 3-phase motors for axial-flow mining fans
- 3-phase explosion-proof motors for air duct axial-flow fans
- 3-phase marine motors for axial-flow fans
- 3-phase explosion-proof marine motors for axial-flow fans
- 3-phase multi-speed motors for axial-flow fans
- 3-phase multi-speed motors for air duct axial-flow fans

PRODUCTION PROGRAM

MULTI-SPEED MOTORS

- General purpose 2-speed motors
- General purpose multi-speed motors

MARINE MOTORS

- General purpose marine motors
- Marine motors for pumps
- Marine motors for axial-flow fans
- Marine motors for boat davits
- Marine motors for tubular rudders
- General purpose explosion-proof marine motors
- Explosion-proof marine motors for pumps
- Explosion-proof marine motors for axial-flow fans

SLIP RING INDUCTION MOTORS

- Totally enclosed (IP 54, 55) wound rotor induction motors
- Open drip proof (IP 23) wound rotor induction motors

CRANE MOTORS

- Squirrel cage crane motors
- Slip ring rotor crane motors
- Two-speed crane motors with brake

SPECIAL PURPOSE INDUCTION MOTORS

- Motors with increased slip
- Roller table motors for iron and steel industry
- 1-phase motors with shaft height 65 mm
- 3-phase motors with shaft height 65 mm

NEMA MOTORS ACCORDING TO EPACT AND NEMA PREMIUM REQUIREMENTS

ACCESSORIES

- DC electromagnetic disc brakes
- AC electromagnetic disc brakes
- Powder brakes and clutches
- Thrustors

CANTONI
MOTOR



CANTONI MOTOR S.A.
3 Maja 28
43-400 Cieszyn, Poland
tel.: +48 33 813 87 00
fax: +48 33 813 87 01
motor@cantonigroup.com
www.cantonigroup.com

3SIE_EN/VER_A